Miniature & Instrument Ball Bearings

StainleSSSteel - Metric Series



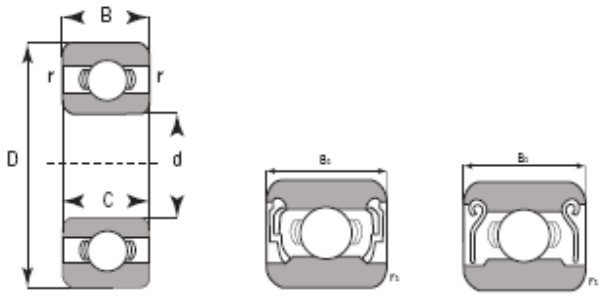

Unit No.	Bore (mm)	Outer Diameter (mm)	Width (mm)		Radius (mm)	Basic Load Rating (lbs)		Weight (lbs)
			Open	2RS / ZZ				
	d	D	B	B1	r, r1	Dynamic Cr	Static Cor	
SS681	1	3	1	-	0.05	14	4	0.001
SSMR31	1	3	1.5	-	0.05	14	4	0.001
SS691	1	4	1.6	-	0.10	19	6	0.001
SSMR41X	1.2	4	1.8	2.5	0.10	19	6	0.001
SS681X	1.5	4	1.2	2	0.05	16	5	0.001
SS691X	1.5	5	2	2.6	0.15	23	8	0.001
SS601X	1.5	6	2.5	3	0.15	44	17	0.001
SS682	2	5	1.5	2.3	0.08	23	8	0.001
SSMR52	2	5	2	2.5	0.10	30	8	0.001
SS692	2	6	2.3	3	0.15	44	17	0.001
SSMR62	2	6	2.5	2.5	0.15	48	17	0.001
SSMR72	2	7	2.5	3	0.15	52	20	0.001
SS602	2	7	2.8	3.5	0.15	53	22	0.001
SS682X	2.5	6	1.8	2.6	0.08	28	11	0.001
SS692X	2.5	7	2.5	3.5	0.15	53	22	0.001
SSMR82X	2.5	8	2.5	-	0.20	51	18	0.001
SS602X	2.5	8	2.8	4	0.15	51	18	0.001
SSMR63	3	6	2	2.5	0.10	28	11	0.001
SS683	3	7	2	3	0.10	53	22	0.001
SSMR83	3	8	2.5	3	0.15	51	18	0.001
SS693	3	8	3	4	0.15	51	18	0.001
SSMR93	3	9	2.5	4	0.20	56	23	0.001
SS603	3	9	3	5	0.15	79	32	0.002
SS623	3	10	4	4	0.15	79	32	0.003
SS633	3	13	5	5	0.20	213	74	0.005
SSMR74	4	7	2	2.5	0.10	46	19	0.001
SSMR84	4	8	2	3	0.15	70	25	0.001
SS684	4	9	2.5	4	0.10	79	32	0.001
SSMR104	4	10	3	4	0.20	79	32	0.002
SS694	4	11	4	4	0.15	98	43	0.004
SS604	4	12	4	4	0.20	134	58	0.005
SS624	4	13	5	5	0.20	179	81	0.007
SS634	4	16	5	5	0.30	240	105	0.013

Other sizes could be available upon request. Minimum quantity may apply. 2RS stands for “Double Rubber Seals”.
ZZ stands for “Shielded”.

Miniature & Instrument Ball Bearings

StainleSSSteel - Metric Series



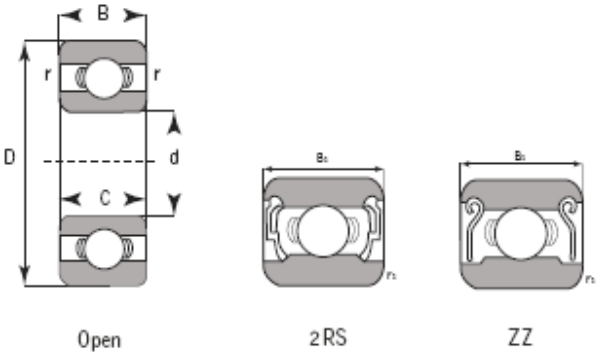

Unit No.	Bore (mm)	Outer Diameter (mm)	Width (mm) Open	Width (mm) 2RS / ZZ	Radius (mm)	Basic Load Rating (lbs)		Weight (lbs)
	d	D	B	B1	r, r1	Dynamic Cr	Static Cor	
SSMR85	5	8	2	2.5	0.10	50	23	0.001
SSMR95	5	9	2.5	3	0.15	90	35	0.001
SSMR105	5	10	3	4	0.15	92	41	0.002
SSMR115	5	11	3	4	0.15	98	43	0.002
SS685	5	11	3	5	0.15	98	43	0.003
SS695	5	13	4	4	0.20	150	68	0.005
SS605	5	14	5	5	0.20	183	83	0.007
SS625	5	16	5	5	0.30	240	105	0.010
SS635	5	19	6	6	0.30	320	143	0.017
SSMR106	6	10	2.5	3	0.15	98	43	0.001
SSMR126	6	12	3	4	0.20	150	62	0.002
SS686	6	13	3.5	5	0.15	150	68	0.004
SS696	6	15	5	5	0.20	240	105	0.009
SS606	6	17	6	6	0.30	240	105	0.013
SS626	6	19	6	6	0.30	320	143	0.017
SS636	6	22	7	7	0.30	536	210	0.030
SSMR117	7	11	2.5	3	0.15	81	35	0.001
SSMR137	7	13	3	4	0.20	158	66	0.003
SS687	7	14	3.5	5	0.15	162	77	0.004
SS697	7	17	5	5	0.30	188	90	0.012
SS607	7	19	6	6	0.30	308	135	0.018
SS627	7	22	7	7	0.30	464	218	0.024
SS637	7	26	9	9	0.30	656	248	0.053
SSMR128	8	12	2.5	3.5	0.15	92	43	0.001
SSMR148	8	14	3.5	4	0.20	158	6	0.003
SS688	8	16	4	5	0.20	248	120	0.007
SS698	8	19	6	6	0.30	228	109	0.014
SSX117	8	22	6	6	0.30	464	218	0.020
SS608	8	22	7	7	0.30	464	218	0.024
SS628	8	24	8	8	0.30	552	263	0.026
SS638	8	28	9	9	0.30	810	330	0.056
SS689	9	17	4	5	0.20	248	107	0.013
SS699	9	20	6	6	0.30	422	173	0.017
SS609	9	24	7	7	0.30	464	210	0.026
SS629	9	26	8	8	0.30	632	300	0.040
SS639	9	30	10	10	0.60	836	347	0.070

Other sizes could be available upon request. Minimum quantity may apply. 2RS stands for “Double Rubber Seals”.
ZZ stands for “Shielded”.

Miniature & Instrument Ball Bearings

StainleSSSteel - Metric Flanged Series

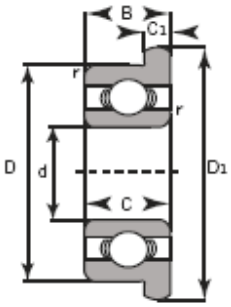

Open

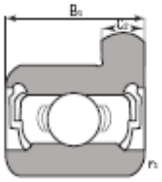

2RS

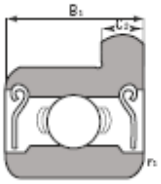

ZZ

Unit No.	Bore (mm)	Outer Diameter (mm)		Flange Width		Width Open (mm)	Width 2RS / ZZ (mm)	Radius (mm)	Basic Load Rating (lbs) Dynamic	Basic Load Rating (lbs) Static	Weight (lbs)
	d	D	D 1	C1	C2	B	B1	r, r1	Cr	Cor	
SSF681	1	3	3.8	0.3	-	1	-	0.05	14.4	4	0.001
SSF691	1	4	5.0	0.5	-	1.6	-	0.10	19.2	7	0.001
SSMF41X	1.2	4	4.8	0.4	-	1.8	2.5	0.10	19.2	7	0.001
SSF681X	1.5	4	5.0	0.4	-	1.2	2	0.05	16	5	0.001
SSF691X	1.5	5	6.5	0.6	0.8	2	2.6	0.15	23	8	0.001
SSF601X	1.5	6	7.5	0.6	0.8	2.5	3	0.15	44	17	0.001
SSF682	2	5	6.1	0.5	0.6	1.5	2.3	0.08	23	8	0.001
SSMF52	2	5	6.2	0.6	0.6	2	2.5	0.10	23	8	0.001
SSF692	2	6	7.5	0.6	0.8	2.3	3	0.15	44	17	0.001
SSMF62	2	6	7.2	0.6	-	2.5	2.5	0.15	44	17	0.001
SSMF72	2	7	8.2	0.6	0.6	2.5	3	0.15	53	22	0.001
SSF602	2	7	8.5	0.7	0.9	2.8	3.5	0.15	53	22	0.001
SSF682X	2.5	6	7.1	0.5	0.8	1.8	2.6	0.08	28	11	0.001
SSF692X	2.5	7	8.5	0.7	0.9	2.5	3.5	0.15	53	22	0.001
SSMF82X	2.5	8	9.2	0.6	-	2.5	-	0.20	37	13	0.001
SSF602X	2.5	8	9.5	0.7	0.9	2.8	4	0.15	51	18	0.001
SSMF63	3	6	7.2	0.6	0.6	2	2.5	0.10	28	11	0.001
SSF683	3	7	8.1	0.5	0.8	2	3	0.10	53	22	0.001
SSMF83	3	8	9.2	0.6	-	2.5	-	0.15	51	18	0.001
SSF693	3	8	9.5	0.7	0.9	3	4	0.15	51	18	0.001
SSMF93	3	9	10.2*	0.6	0.8	2.5	4	0.20	79	32	0.001
SSF603	3	9	10.5	0.7	-	3	-	0.15	79	32	0.002
SSF623	3	10	11.5	1	1	4	4	0.15	79	32	0.004
SSMF74	4	7	8.2	0.6	0.6	2	2.5	0.10	46	19	0.001
SSMF84	4	8	9.2	0.6	0.6	2	3	0.15	6	25	0.001
SSF684	4	9	10.3	0.6	1	2.5	4	0.10	79	32	0.001
SSMF104	4	10	11.2*	0.6	0.8	3	4	0.20	79	32	0.002
SSF694	4	11	12.5	1	1	4	4	0.15	98	43	0.004
SSF604	4	12	13.5	1	1	4	4	0.20	134	58	0.005
SSF624	4	13	15	1	1	5	5	0.20	179	81	0.006
SSF634	4	16	18	1	1	5	5	0.30	240	105	0.012

Other sizes could be available upon request. Minimum quantity may apply. *Flange Diameter 0.4mm greater for shielded bearings.

2RS stands for “Double Rubber Seals”. ZZ stands for “Shielded”.

Miniature & Instrument Ball Bearings

StainleSSSteel - Metric Flanged Series

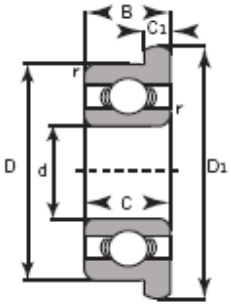

Open

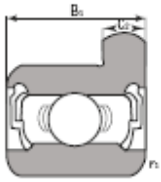

2RS

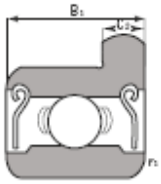

ZZ

Unit No.	Bore (mm)	Outer Diameter (mm)		Flange Width		Width Open (mm)	Width 2RS / ZZ (mm)	Radius (mm)	Basic Load Rating (lbs) Dynamic	Basic Load Rating (lbs) Static	Weight (lbs)
	d	D	D 1	C1	C2	B	B1	r, r1	Cr	Cor	
SSMF85	5	8	9.2	0.6	0.6	2	2.5	0.10	50	23	0.001
SSMF95	5	9	10.2	0.6	0.6	2.5	3	0.15	90	35	0.001
SSMF105	5	10	11.2*	0.6	0.8	3	4	0.15	92	41	0.002
SSMF115	5	11	12.6	-	0.8	-	4	0.15	98	43	0.002
SSF685	5	11	12.5	0.8	1	3	5	0.15	98	43	0.002
SSF695	5	13	15	1	1	4	4	0.20	150	68	0.005
SSF605	5	14	16	1	1	5	5	0.20	183	83	0.007
SSF625	5	16	18	1	1	5	5	0.30	240	105	0.017
SSF635	5	19	22	1.5	1.5	6	6	0.30	320	143	0.018
SSMF106	6	10	11.2	0.6	0.6	2.5	3	0.15	98	43	0.001
SSMF126	6	12	13.2*	0.6	0.8	3	4	0.20	150	62	0.002
SSF686	6	13	15	1	1.1	3.5	5	0.15	150	68	0.004
SSF696	6	15	17	1.2	1.2	5	5	0.20	240	105	0.009
SSF606	6	17	19	1.2	1.2	6	6	0.30	240	105	0.013
SSF626	6	19	22	1.5	1.5	6	6	0.30	320	143	0.018
SSMF117	7	11	12.2	0.6	0.06	2.5	3	0.15	81	35	0.001
SSMF137	7	13	14.2*	0.6	0.8	3	4	0.20	158	66	0.003
SSF687	7	14	16	1	1.1	3.5	5	0.15	162	77	0.005
SSF697	7	17	19	1.2	1.2	5	5	0.30	188	90	0.011
SSF607	7	19	22	1.5	1.5	6	6	0.30	308	135	0.017
SSF627	7	22	25	1.5	1.5	7	7	0.30	464	218	0.028
SSMF128	8	12	13.2*	0.6	0.8	2.5	3.5	0.15	92	43	0.001
SSMF148	8	14	15.6	0.8	0.8	3.5	4	0.20	158	66	0.004
SSF688	8	16	18	1	1.1	4	5	0.20	248	120	0.007
SSF698	8	19	22	1.5	1.5	6	6	0.30	228	109	0.016
SSF608	8	22	25	1.5	1.5	7	7	0.30	464	218	0.026
SSF689	9	17	19	1	1.1	4	5	0.20	248	107	0.007
SSF699	9	20	23	1.5	1.5	6	6	0.30	422	173	0.018
SSF609	9	24	27	1.5	1.5	7	7	0.30	464	210	0.020

Other sizes could be available upon request. Minimum quantity may apply. *Flange Diameter 0.4mm greater for shielded bearings.
2RS stands for “Double Rubber Seals”. ZZ stands for “Shielded”.

Miniature & Instrument Ball Bearings

StainleSSSteel - Inch Series SSR, SSFR, SSR-E, SSFR-E

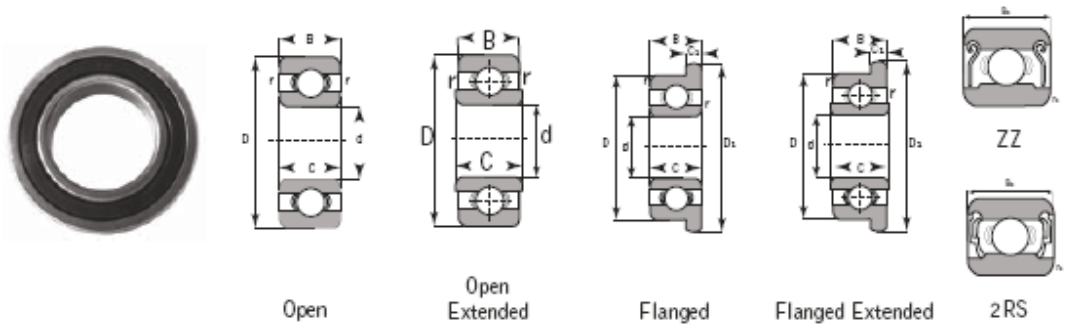

Unit No.	Bore d		Outer Diameter D		Width B / B1 - inch		Width C - inch		Flange Dimensions open		Radius inch	Basic Load Rating Rating lbs Dynamic	Basic Load Rating Rating lbs Static	Weight lbs
	fract.	inch	fract.	inch	open	2RS / ZZ	open	2RS / ZZ	D1	C1	r	Cr	Cor	
SSR09	1/25	0.0400	1/8	0.2500	0.0469	-	-	-	-	-	0.004	18	5	0.001
SSR0	3/64	0.0469	5/32	0.1562	0.0625	0.0937	0.0937	0.1250	0.203	0.013	0.004	29	8	0.001
SSR1	-	0.0550	3/16	0.1875	0.0781	0.1094	0.1094	0.1406	0.234	0.023	0.004	34	10	0.001
SSR1-4	5/64	0.0781	1/4	0.2500	0.0937	0.1406	0.1250	0.1719	0.296	0.023	0.004	50	15	0.001
SSR133	3/32	0.0937	3/16	0.1875	0.0625	0.0937	0.0937	0.1250	0.234	0.018	0.004	22	7	0.001
SSR1-5	3/32	0.0937	5/16	0.3125	0.1094	0.1406	0.1406	0.1719	0.359	0.023	0.006	77	26	0.001
SSR144	1/8	0.1250	1/4	0.2500	0.0937	0.1094	0.1250	0.1406	0.296	0.023	0.004	51	17	0.001
SSR2-5	1/8	0.1250	5/16	0.3125	0.1094	0.1406	0.1406	0.1719	0.359	0.023	0.004	21	30	0.002
SSR2-6	1/8	0.1250	3/8	0.3750	0.1094	0.1406	0.1406	0.1719	0.422	0.023	0.006	35	38	0.002
SSR2	1/8	0.1250	3/8	0.3750	0.1562	0.1562	0.1875	0.1875	0.440	0.030	0.012	35	38	0.003
SSR2A	1/8	0.1250	1/2	0.5000	0.1719	0.1719	-	-	-	-	0.012	46	67	0.007
SSR155	5/32	0.1562	5/16	0.3125	0.1094	0.1250	0.1406	0.1562	0.359	0.023	0.004	61	23	0.001
SSR156	3/16	0.1875	5/16	0.3125	0.1094	0.1250	0.1406	0.1562	0.359	0.023	0.004	71	24	0.001
SSR166	3/16	0.1875	3/8	0.3750	01250	0.1250	0.1562	0.1562	0.422	0.023	0.004	128	45	0.002
SSR3	3/16	0.1875	1/2	0.5000	0.1562	0.1960	0.2272	0.2272	0.565	0.042	0.012	236	83	0.005
SSR3A	3/16	0.1875	5/8	0.6250	0.1960	0.1960	-	-	-	-	0.012	236	83	0.006
SSR168	1/4	0.2500	3/8	0.3750	0.1250	0.1250	0.1562	0.1562	0.422	0.023	0.004	48	23	0.001
SSR188	1/4	0.2500	1/2	0.5000	0.1250	0.1875	0.1562	0.2188	0.547	0.023	0.006	149	63	0.004
SSR4	1/4	0.2500	5/8	0.6250	0.1960	0.1960	0.2272	0.2272	0.690	0.042	0.012	268	104	0.010
SSR4A	1/4	0.2500	3/4	0.7500	0.2188	0.2812	-	-	-	-	0.016	420	149	0.017
SSR1810	5/16	0.3125	1/2	0.5000	0.1562	0.1562	0.1875	0.1875	0.5470	0.031	0.005	94	43	0.001
SSR1038	3/8	0.3750	5/8	0.6250	0.1562	0.1562	-	-	-	-	0.010	150	69	0.001
SSR1238	3/8	0.3750	3/4	0.7500	0.1960	0.1960	-	-	-	-	0.010	308	142	0.001
SSR6	3/8	0.3750	7/8	0.8750	0.2188	0.2812	-	-	0.969	0.062	0.016	596	236	0.024
SSR1212	1/2	0.5000	3/4	0.7500	0.1562	0.1562	-	-	-	-	0.010	160	86	0.001
SSR1412	1/2	0.5000	7/8	0.8750	0.2188	0.2812	-	-	-	-	0.010	338	167	0.001
SSR8	1/2	0.5000	1-1/8	1.1250	0.2500	0.3125	-	-	1.225	0.062	0.016	918	401	0.039
SSR1458	5/8	0.6250	7/8	0.8750	0.1562	0.1562	-	-	-	-	0.010	162	98	0.001
SSR10	5/8	0.6250	1-3/8	1.3750	0.2812	0.3438	-	-	-	-	0.031	1078	551	0.081
SSR1634	3/4	0.7500	1	1.0000	0.1562	0.1562	-	-	-	-	0.010	173	104	0.001
SSR1834	3/4	0.7500	1-1/8	1.1250	0.2812	0.2812	-	-	-	-	0.016	180	116	0.001
SSR12	3/4	0.7500	1-5/8	1.6250	0.3125	0.4375	-	-	-	-	0.031	1416	764	0.104
SSR14	7/8	0.8750	1-7/8	1.8750	0.3750	0.5000	-	-	-	-	0.031	1809	987	0.157
SSR16	1	1.0000	2	2.0000	0.3750	0.5000	-	-	-	-	0.031	1809	987	0.187
SSR18	1-1/8	1.1250	2-1/8	2.1250	0.3750	0.5000	-	-	-	-	0.031	1720	1055	0.198
SSR20	1-1/4	1.2500	2-1/4	2.2500	0.3750	0.5000	-	-	-	-	0.031	2378	1394	0.209
SSR22	1-3/8	1.3750	2-1/2	2.5000	0.4375	0.5625	-	-	-	-	0.031	2205	1433	0.232
SSR24	1-1/2	1.5000	2-5/8	2.6250	0.4375	0.5626	-	-	-	-	0.031	2325	1563	0.309

Other sizes could be available upon request. Minimum quantity may apply. “F” stands for “Flanged” as in SSFR.

“EE” stands for “Extended Inner Ring” as in SSR-EE and SSFR-EE.

2RS stands for “Double Rubber Seals” / ZZ stands for “Shielded”

Single Row Radial Ball Bearings

StainleSSSteel - Inch Series SS1600

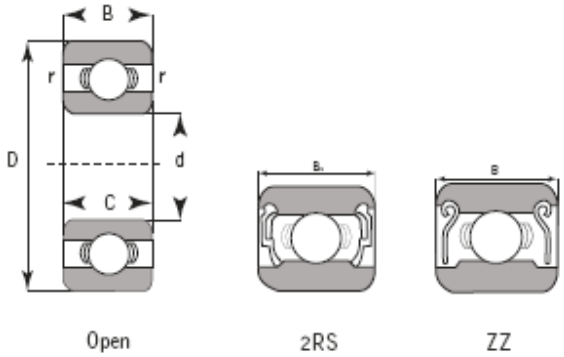

Unit No.	Bore d		Outer Diameter D		Width B		Radius inch	Basic Load Rating Rating lbs		Weight lbs
	fract.	inch	fract.	inch	fract.	inch	r	Dynamic Cr	Static Cor	
SS1601	3/16	0.1875	11/16	0.6875	1/4*	0.2500*	0.012	280	125	0.012
SS1602	1/4	0.2500	11/16	0.6875	1/4*	0.2500*	0.012	280	125	0.013
SS1603	5/16	0.3125	7/8	0.8750	9/32**	0.2812**	0.012	549	233	0.023
SS1604	3/8	0.3750	7/8	0.8750	9/32**	0.2812**	0.015	549	233	0.021
SS1605	5/16	0.3125	29/32	0.9062	5/16	0.3125	0.012	580	239	0.032
SS1606	3/8	0.3750	29/32	0.9062	5/16	0.3125	0.015	580	239	0.030
SS1607	7/16	0.4375	29/32	0.9062	5/16	0.3125	0.015	580	239	0.035
SS1614	3/8	0.3750	1-1/8	1.1250	3/8	0.3750	0.025	708	376	0.077
SS1615	7/16	0.4375	1-1/8	1.1250	3/8	0.3750	0.025	708	376	0.071
SS1616	1/2	0.5000	1-1/8	1.1250	3/8	0.3750	0.025	708	376	0.066
SS1620	7/16	0.4375	1-3/8	1.3750	7/16	0.4375	0.025	830	470	0.105
SS1621	1/2	0.5000	1-3/8	1.3750	7/16	0.4375	0.025	830	470	0.106
SS1622	9/16	0.5625	1-3/8	1.3750	7/16	0.4375	0.025	830	470	0.101
SS1623	5/8	0.6250	1-3/8	1.3750	7/16	0.4375	0.025	830	470	0.088
SS1628	5/8	0.6250	1-5/8	1.6250	1/2	0.5000	0.025	1478	791	0.159
SS1630	3/4	0.7500	1-5/8	1.6250	1/2	0.5000	0.025	1478	791	0.143
SS1633	5/8	0.6250	1-3/4	1.7500	1/2	0.5000	0.025	1478	791	0.203
SS1635	3/4	0.7500	1-3/4	1.7500	1/2	0.5000	0.025	1478	791	0.187
SS1638	3/4	0.7500	2	2.0000	9/16	0.5625	0.035	1566	874	0.265
SS1640	7/8	0.8750	2	2.0000	9/16	0.5625	0.035	1566	874	0.247
SS1641	1	1.0000	2	2.0000	9/16	0.5625	0.035	1566	874	0.221
SS1652	1-1/8	1.1250	2-1/2	2.5000	5/8	0.6250	0.035	2074	1301	0.463
SS1654	1-1/4	1.2500	2-1/2	2.5000	5/8	0.6250	0.035	2074	1301	0.419
SS1657	1-1/4	1.2500	2-9/16	2.5625	11/16	0.6875	0.035	2690	1683	0.474
SS1658	1-516	1.3125	2-9/16	2.5625	11/16	0.6875	0.035	2690	1683	0.441

Other sizes could be available upon request. Minimum quantity may apply. *Width 5/16 inch for RS, 2RS
**Width 11/32 inch for RS, 2RS, Z & ZZ 2RS stands for “Double Rubber Seals”. ZZ stands for “Shielded”.

Single Row Radial Ball Bearings

StainleSSSteel - Series SS6000 & SS6200

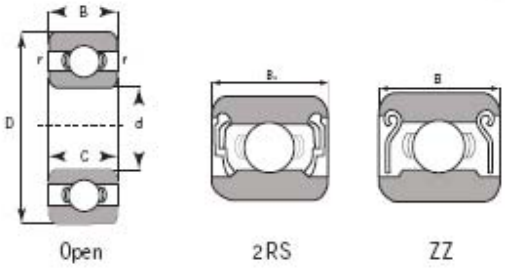

SS6000

Unit No.	Bore d		Outer Diameter D		Width B		Radius r		Basic Load Rating Rating **lbs**		Weight
	mm	**inch**	**mm**	**inch**	**mm**	**inch**	**mm**	**inch**	Dynamic Cr	Static Cor	**lbs**
SS6000	10	0.3937	26	1.0236	8	0.3150	0.5	0.020	824	330	0.042
SS6001	12	0.4724	28	1.1024	8	0.3150	0.5	0.020	920	405	0.049
SS6002	15	0.5906	32	1.2598	9	0.3543	0.5	0.020	1008	476	0.066
SS6003	17	0.6693	35	1.3780	10	0.3937	0.5	0.020	1224	566	0.086
SS6004	20	0.7874	42	1.6535	12	0.4724	1.0	0.039	1688	855	0.152
SS6005	25	0.9843	47	1.8504	12	0.4724	1.0	0.039	1808	990	0.176
SS6006	30	1.1811	55	2.1654	13	0.5118	1.5	0.059	2376	1395	0.256
SS6007	35	1.3780	62	2.4409	14	0.5512	1.5	0.059	2880	1733	0.342
SS6008	40	1.5748	68	2.6772	15	0.5906	1.5	0.059	3000	1943	0.423
SS6009	45	1.7717	75	2.9528	16	0.6299	1.5	0.059	3760	2550	0.540
SS6010	50	1.9685	80	3.1496	16	0.6299	1.5	0.059	3920	2813	0.575
SS6011	55	2.1654	90	3.5433	18	0.7087	1.5	0.059	5080	3600	0.849
SS6012	60	2.3622	95	3.7402	18	0.7087	2.0	0.079	5280	3900	0.915

SS6200

Unit No.	Bore d		Outer Diameter D		Width B		Radius r		Basic Load Rating Rating **lbs**		Weight
	mm	**inch**	**mm**	**inch**	**mm**	**inch**	**mm**	**inch**	Dynamic Cr	Static Cor	**lbs**
SS6200	10	0.3937	30	1.1811	9	0.3543	1.0	0.039	920	405	0.071
SS6201	12	0.4724	32	1.2598	10	0.3937	1.0	0.039	1096	461	0.082
SS6201-8	12.7	0.5000	32	1.2598	10	0.3937	1.0	0.039	1096	461	0.082
SS6202	15	0.5906	35	1.3780	11	0.4331	1.0	0.039	1392	604	0.099
SS6202-10	15.875	0.6250	35	1.3780	11	0.4331	1.0	0.039	1392	604	0.090
SS6203	17	0.6693	40	1.5748	12	0.4724	1.0	0.039	1728	773	0.143
SS6203-8	12.7	0.500	40	1.5748	12	0.4724	1.0	0.039	1728	773	0.150
SS6203-10	15.875	0.6250	40	1.5748	12	0.4724	1.0	0.039	1728	773	0.150
SS6203-12	19.05	0.750	40	1.5748	12	0.4724	1.0	0.039	1728	773	0.150
SS6204	20	0.7874	47	1.8504	14	0.5512	1.5	0.059	2312	1125	0.234
SS6204-12	19.05	0.7500	47	1.8504	14	0.5512	1.5	0.59	2312	1125	0.236
SS6205	25	0.9843	52	2.0472	15	0.5906	1.5	0.059	2520	1328	0.282
SS6205-16	25.4	1.0000	52	2.0472	15	0.5906	1.5	0.59	2520	1328	0.280
SS6206	30	1.1811	62	2.4409	16	0.6299	1.5	0.059	3520	1905	0.439
SS6207	35	1.3790	72	2.8346	17	0.6693	2.0	0.079	4600	2588	0.635
SS6208	40	1.5748	80	3.1496	18	0.7087	2.0	0.079	5240	3000	0.807
SS6209	45	1.7717	85	3.3465	19	0.7480	2.0	0.079	5880	3450	0.897
SS6210	50	1.9685	90	3.5433	20	0.7874	2.0	0.079	6320	3900	1.02
SS6211	55	2.1654	100	3.9370	21	0.8268	2.5	0.098	7800	4913	1.34
SS6212	60	2.3622	110	4.3307	22	0.8661	2.5	0.098	9440	6113	1.73

Other sizes could be available upon request. Minimum quantity may apply. 2RS stands for “Double Rubber Seals”.
ZZ stands for “Shielded”.

Single Row Radial Ball Bearings

StainleSSSteel - Series SS6300

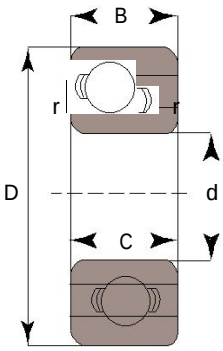

Open

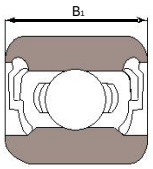

2RS

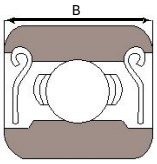

ZZ

Unit No.	Bore d		Outer Diameter D		Width B		Radius r		Basic Load Rating Rating **lbs**		Weight **lbs**
									Dynamic	Static	
	mm	**inch**	**mm**	**inch**	**mm**	**inch**	**mm**	**inch**	Cr	Cor	
SS6300	10	0.3937	35	1.3780	11	0.4331	1.0	0.039	1472	589	0.117
SS6301	12	0.4724	37	1.4567	12	0.4724	1.5	0.059	1744	705	0.132
SS6302	15	0.5906	42	1.6535	13	0.5118	1.5	0.059	2056	915	0.181
SS6303	17	0.6693	47	1.8504	14	0.5512	1.5	0.059	2440	1103	0.254
SS6304	20	0.7874	52	2.0472	15	0.5906	2.0	0.079	2880	1328	0.317
SS6305	25	0.9843	62	2.4409	17	0.6693	2.0	0.079	3800	1845	0.511
SS6306	30	1.1811	72	2.8346	19	0.7480	2.0	0.079	5360	2850	0.763
SS6307	35	1.3780	80	3.1496	21	0.8268	2.5	0.098	6000	3225	1.01
SS6308	40	1.5748	90	3.5433	23	0.9055	2.5	0.098	7320	4050	1.40
SS6309	45	1.7717	100	3.9370	25	0.9843	2.5	0.098	9520	5400	1.84
SS6310	50	1.9685	110	4.3307	27	1.0630	3.0	0.118	11120	6450	2.36
SS6311	55	2.1654	120	4.7244	29	1.1417	3.0	0.118	12880	7575	3.02
SS6312	60	2.3622	130	5.1181	31	1.2205	3.5	0.138	14720	8775	3.75

Other sizes could be available upon request. Minimum quantity may apply. 2RS stands for “Double Rubber Seals”.
ZZ stands for “Shielded”.

Single Row Radial Ball Bearings

StainleSSSteel - Series SS6800 & SS6900

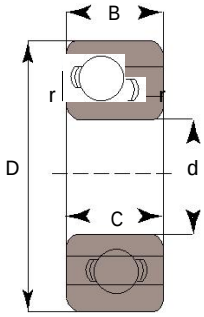

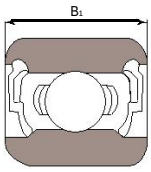

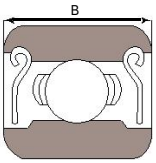

Open 2RS ZZ

SS6800

Unit No.	Bore d		Outer Diameter D		Width B		Radius r		Basic Load Rating Rating **lbs**		Weight	
									Dynamic	Static		
	mm	**inch**	**mm**	**inch**	**mm**	**inch**	**mm**	**inch**	Cr	Cor	**kg**	**lbs**
SS6800	10	0.3937	19	0.7480	5	0.1969	0.5	0.019	328	156	0.005	0.011
SS6801	12	0.4724	21	0.8268	5	0.1969	0.5	0.019	344	176	0.006	0.013
SS6802	15	0.5906	24	0.9449	5	0.1969	0.5	0.019	372	212	0.007	0.015
SS6803	17	0.6693	26	1.0236	5	0.1969	0.5	0.019	504	289	0.008	0.018
SS6804	20	0.7874	32	1.2598	7	0.2756	0.5	0.019	720	416	0.019	0.042
SS6805	25	0.9843	37	1.4567	7	0.2756	0.5	0.019	772	499	0.022	0.053
SS6806	30	1.1811	42	1.6535	7	0.2756	0.5	0.019	848	611	0.026	0.055
SS6807	35	1.3780	47	1.8504	7	0.2756	0.5	0.019	880	679	0.029	0.063
SS6808	40	1.5748	52	2.0472	7	0.2756	0.5	0.019	912	739	0.033	0.072
SS6809	45	1.7717	58	2.2835	7	0.2756	0.5	0.019	1135	953	0.040	0.088
SS6810	50	1.9685	65	2.5591	7	0.2756	0.5	0.019	1184	1028	0.052	0.114
SS6811	55	2.1654	72	2.8346	9	0.3543	0.5	0.019	1584	1365	0.083	0.182
SS6812	60	2.3622	78	3.0709	10	0.3937	0.5	0.019	2064	1785	0.106	0.233

SS6900

Unit No.	Bore d		Outer Diameter D		Width B		Radius r		Basic Load Rating Rating **lbs**		Weight	
									Dynamic	Static		
	mm	**inch**	**mm**	**inch**	**mm**	**inch**	**mm**	**inch**	Cr	Cor	**kg**	**lbs**
SS6900	10	0.3937	22	0.8661	6	0.2362	0.5	0.020	484	214	0.009	0.020
SS6901	12	0.4724	24	0.9449	6	0.2362	0.5	0.020	520	248	0.011	0.024
SS6902	15	0.5906	28	1.1024	7	0.2756	0.5	0.020	736	345	0.016	0.035
SS6903	17	0.6693	30	1.1811	7	0.2756	0.5	0.020	840	435	0.018	0.040
SS6904	20	0.7874	37	1.4567	9	0.3543	0.5	0.020	1144	619	0.036	0.079
SS6905	25	0.9843	42	1.6535	9	0.3543	0.5	0.020	1264	765	0.042	0.093
SS6906	30	1.1811	47	1.8504	9	0.3543	0.5	0.020	1304	848	0.048	0.106
SS6907	35	1.3780	55	2.1654	10	0.3937	1	0.039	2008	1253	0.074	0.163
SS6908	40	1.5748	62	2.4409	12	0.4724	1	0.039	912	739	0.110	0.243
SS6909	45	1.7717	68	2.6772	12	0.4724	1	0.039	2720	1898	0.128	0.282
SS6910	50	1.9685	72	2.8346	12	0.4724	1	0.039	2800	2063	0.132	0.291
SS6911	55	2.1654	80	3.1496	13	0.5118	1.5	0.059	2880	2235	0.180	0.397
SS6912	60	2.3622	85	3.3465	13	0.5118	1.5	0.059	2960	2400	0.193	0.425

Other sizes could be available upon request. Minimum quantity may apply. 2RS stands for “Double Rubber Seals”.
ZZ stands for “Shielded”.

Pillow Blocks Housing and insert bearing

StainleSS Steel - SSUCP Series



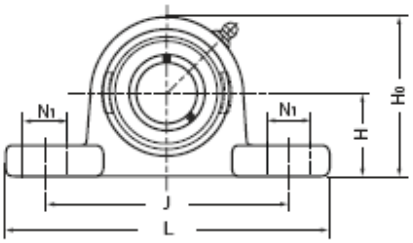

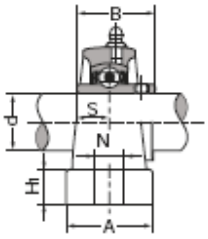

Unit No.	Shaft Dia. (inch / **mm**)	Dimensions (inch / **mm**)										Bolt Size	Bearing No.	Housing No.	Mass	
	d	H	L	J	A	N	N1	H1	H0	B	S				**kg**	**lbs**
SSUCP201 SSUCP201-8 SSUCP202 SSUCP202-10 SSUCP203 SSUCP204-12 SSUCP204	12 mm 1/2 15 mm 5/8 17 mm 3/4 20 mm	1-5/16 **33.3**	5 **127**	3-3/4 **95.3**	1-1/2 **38**	1/2 **13**	5/8 **16**	9/16 **14**	2-7/16 **62**	1.2205 **31.0**	0.500 **12.7**	3/8 M10	SUC 201 201-8 202 202-10 203 204-12 204	SP 204	0.6	1.3
SSUCP205-14 SSUCP205-15 SSUCP205 SSUCP205-16	7/8 15/16 25 mm 1	1-7/16 **36.5**	5 1/2 **140**	4-1/8 **104.8**	1-1/2 **38**	1/2 **13**	5/8 **16**	19/32 **15**	2-25/32 **71**	1.3425 **34.1**	0.563 **14.3**	3/8 M10	SUC 205-14 205-15 205 205-16	SP 205	0.7	1.6
SSUCP206-18 SSUCP206 SSUCP206-19 SSUCP206-20	1-1/8 30 mm 1-3/16 1-1/4	1-11/16 **42.9**	6-1/2 **165**	4-3/4 **120.7**	1-7/8 **48**	21/32 **17**	25/32 **20**	21/32 **17**	3-9/32 **83**	1.5000 **38.1**	0.626 **15.9**	1/2 M14	SUC 206-18 206 206-19 206-20	SP 206	1.2	2.5
SSUCP207-20 SSUCP207-21 SSUCP207-22 SSUCP207 SSUCP207-23	1-1/4 1-5/16 1-3/8 35 mm 1-7/16	1-7/8 **47.6**	6-9/16 **167**	5 **127**	1-7/8 **48**	21/32 **17**	25/32 **20**	23/32 **18**	3-21/32 **93**	1.6890 **42.9**	0.689 **17.5**	1/2 M14	SUC 207-20 207-21 207-22 207 207-23	SP 207	1.6	3.5
SSUCP208-24 SSUCP208-25 SSUCP208	1-1/2 1-9/16 40 mm	1-15/16 **49.2**	7-1/4 **184**	5-13/32 **137.3**	2-1/8 **54**	21/32 **17**	25/32 **20**	23/32 **18**	3-21/32 **98**	1.9370 **49.2**	0.748 **19.0**	1/2 M14	SUC 208-24 208-25 208	SP 208	1.9	4.2
SSUCP209-26 SSUCP209-27 SSUCP209-28 SSUCP209	1-5/8 1-11/16 1-3/4 45 mm	2-1/8 **54.0**	7-15/32 **190**	5-3/4 **146.1**	2-1/8 **54**	21/32 **17**	25/32 **20**	25/32 **20**	4-3/16 **106**	1.9370 **49.2**	0.748 **19.0**	1/2 M14	SUC 209-26 209-27 209-28 209	SP 209	2.2	4.9
SSUCP210-30 SSUCP210-31 SSUCP210 SSUCP210-32	1-7/8 1-15/16 50 mm 2	2-1/4 **57.2**	8-1/8 **206**	6-1/4 **158.8**	2-3/8 **60**	25/32 **20**	29/32 **23**	13/16 **21**	4-1/2 **114**	2.0315 **51.6**	0.748 **19.0**	5/8 M16	SUC 210-30 210-31 210 210-32	SP 210	2.6	5.7
SSUCP211-32 SSUCP211-34 SSUCP211 SSUCP211-35	2 2-1/8 55 mm 2-3/16	2-1/2 **63.5**	8-5/8 **219**	6-23/32 **170.7**	2-3/8 **60**	25/32 **20**	29/32 **23**	29/32 **23**	4-31/32 **126**	2.1890 **55.6**	0.874 **22.2**	5/8 M16	SUC 211-32 211-34 211 211-35	SP 211	3.3	7.3
SSUCP212-36 SSUCP212 SSUCP212-38 SSUCP212-39	2-1/4 60 mm 2-3/8 2-7/16	2-3/4 **69.8**	9-1/2 **241**	7-1/4 **184.2**	2-3/4 **70**	25/32 **20**	29/32 **23**	31/32 **25**	5-7/16 **138**	2.5630 **65.1**	1.000 **25.1**	5/8 M16	SUC 212-36 212 212-38 212-39	SP 212	4.6	10.0

Other sizes could be available upon request. Minimum quantity may apply.
Please refer to page 52 for setscrew maximum torque informations.

Oval Flange Units

StainleSSSteel - SSUCFL Series

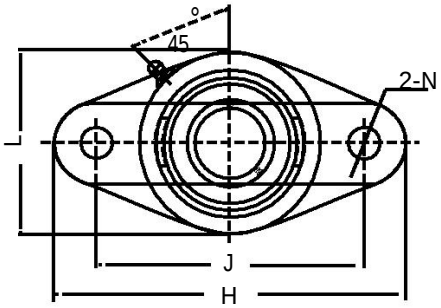

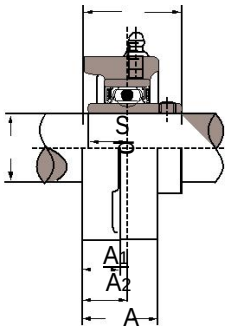

Also available with eccentric locking collar bearing

Unit No.	Shaft Dia. (inch / **mm**)	Dimensions (inch / **mm**)									Bolt Size	Bearing No.	Housing No.	Mass	
	d	H	J	A2	A1	A	N	L	E	S				**kg**	**lbs**
SSUCFL201 SSUCFL201-8 SSUCFL202 SSUCFL202-10 SSUCFL203 SSUCFL204-12 SSUCFL204	12 mm 1/2 15 mm 5/8 17 mm 3/4 20 mm	4-7/16 **113**	3-35/64 **90.1**	19/32 **15**	7/16 **11**	1 **25.4**	15/32 **12**	2-3/8 **60.3**	1-5/16 **33.3**	0.500 **12.7**	3/8 M10	SUC 201 201-8 202 202-10 203 204-12 204	SFL 204	0.5	1.1
SSUCFL205-14 SSUCFL205-15 SSUCFL205 SSUCFL205-16	7/8 15/16 25 mm 1	5-1/8 **130**	3-57/64 **98.8**	5/8 **16**	1/2 **13**	1-1/16 **27.0**	5/8 **16**	2-11/16 **68.3**	1-13/32 **35.8**	0.563 **14.3**	1/2 M14	SUC 205-14 205-15 205 205-16	SFL 205	0.6	1.3
SSUCFL206-18 SSUCFL206 SSUCFL206-19 SSUCFL206-20	1-1/8 30 mm 1-3/16 1-1/4	5-13/16 **148**	4-39/64 **117.1**	45/64 **18**	1/2 **13**	1-7/32 **31**	5/8 **16**	3-5/32 **80.2**	1-37/64 **40.2**	0.626 **15.9**	1/2 M14	SUC 206-18 206 206-19 206-20	SFL 206	0.9	2.0
SSUCFL207-20 SSUCFL207-21 SSUCFL207-22 SSUCFL207 SSUCFL207-23	1-1/4 1-5/16 1-3/8 35 mm 1-7/16	6-11/32 **161**	5-1/8 **130.2**	3/4 **19**	19/32 **15**	1-11/32 **34.1**	5/8 **16**	3-17/32 **89.7**	1-3/4 **44.4**	0.689 **17.5**	1/2 M14	SUC 207-20 207-21 207-22 207 207-23	SFL 207	1.2	2.6
SSUCFL208-24 SSUCFL208-25 SSUCFL208	1-1/2 1-9/16 40 mm	6-7/8 **175**	5-43/64 **144.1**	53/64 **21**	19/32 **15**	1-13/32 **35.7**	5/8 **16**	3-15/16 **100.0**	2-1/64 **51.2**	0.748 **19**	1/2 M14	SUC 208-24 208-25 208	SFL 208	1.6	3.5
SSUCFL209-26 SSUCFL209-27 SSUCFL209-28 SSUCFL209	1-5/8 1-11/16 1-3/4 45 mm	7-13/32 **188**	5-53/64 **148.0**	55/64 **22**	5/8 **16**	1-1/2 **38.1**	3/4 **19**	4-1/4 **108.0**	2-1/16 **52.2**	0.748 **19**	5/8 M16	SUC 209-26 209-27 209-28 209	SFL 209	1.9	4.2
SSUCFL210-30 SSUCFL210-31 SSUCFL210 SSUCFL210-32	1-7/8 1-15/16 50 mm 2	7-3/4 **197**	6-3/16 **157.2**	55/64 **22**	5/8 **16**	1-9/16 **39.7**	3/4 **19**	4-17/32 **115.1**	2-5/32 **54.6**	0.748 **19**	5/8 M16	SUC 210-30 210-31 210 210-32	SFL 210	2.2	4.9
SSUCFL211-32 SSUCFL211-34 SSUCFL211 SSUCFL211-35	2 2-1/8 55 mm 2-3/16	8-13/16 **224**	7-1/4 **184.2**	63/64 **25**	23/32 **18**	1-11/16 **42.9**	3/4 **19**	5-1/8 **130.2**	2-19/64 **58.4**	0.874 **22.2**	5/8 M16	SUC 211-32 211-34 211 211-35	SFL 211	3.1	6.8
SSUCFL212-36 SSUCFL212 SSUCFL212-38 SSUCFL212-39	2-1/4 60 mm 2-3/8 2-7/16	9-27/32 **250**	7-61/64 **202.0**	1-9/64 **29**	23/32 **18**	1-7/8 **47.6**	29/32 **23**	5-1/2 **139.7**	2-45/64 **68.7**	1.000 **25.4**	3/4 M20	SUC 212-36 212 212-38 212-39	SFL 212	4.0	8.8

Other sizes could be available upon request. Minimum quantity may apply.
Please refer to page 52 for setscrew maximum torque informations.

Square Flange Units

StainleSSSteel - SSUCF Series

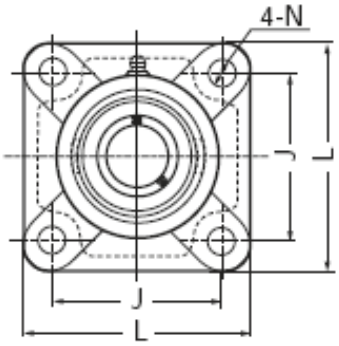

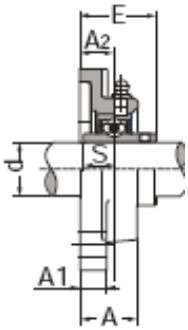

Unit No.	Shaft Dia. d (inch / **mm**)	Dimensions (inch / **mm**) L	J	A2	A1	A	N	E	S	Bolt Size	Bearing No.	Housing No.	Mass kg	Mass lbs
SSUCF201 SSUCF201-8 SSUCF202 SSUCF202-10 SSUCF203 SSUCF204-12 SSUCF204	12 mm 1/2 15 mm 5/8 17 mm 3/4 20 mm	3-3/8 **86**	2-33/64 **63.9**	19/32 **15**	7/16 **11**	1 **25.5**	15/32 **12**	1-5/16 **33.3**	0.500 **12.7**	3/8 M10	SUC 201 201-8 202 202-10 203 204-12 204	SF 204	0.7	1.5
SSUCF205-14 SSUCF205-15 SSUCF205 SSUCF205-16	7/8 15/16 25 mm 1	3-3/4 **95**	2-3/4 **69.9**	5/8 **16**	1/2 **13**	1-1/16 **27.0**	15/32 **12**	1-13/32 **35.8**	0.563 **14.3**	3/8 M10	SUC 205-14 205-15 205 205-16	SF 205	0.8	1.8
SSUCF206-18 SSUCF206 SSUCF206-19 SSUCF206-20	1-1/8 30 mm 1-3/16 1-1/4	4-1/4 **108**	3-17/64 **82.9**	45/64 **18**	1/2 **13**	1-7/32 **31.0**	15/32 **12**	1-37/64 **40.2**	0.626 **15.9**	3/8 M10	SUC 206-18 206 206-19 206-20	SF 206	1.0	2.2
SSUCF207-20 SSUCF207-21 SSUCF207-22 SSUCF207 SSUCF207-23	1-1/4 1-5/16 1-3/8 35 mm 1-7/16	4-19/32 **117**	3-5/8 **92.1**	3/4 **19**	19/32 **15**	1-11/32 **34.0**	35/64 **14**	1-3/4 **44.4**	0.689 **17.5**	7/16 M12	SUC 207-20 207-21 207-22 207 207-23	SF 207	1.4	3.1
SSUCF208-24 SSUCF208-25 SSUCF208	1-1/2 1-9/16 40 mm	5-1/8 **130**	4-1/64 **102.0**	53/64 **21**	19/32 **15**	1-13/32 **36.0**	5/8 **16**	2-1/64 **51.2**	0.748 **19**	1/2 M14	SUC 208-24 208-25 208	SF 208	1.8	4.0
SSUCF209-26 SSUCF209-27 SSUCF209-28 SSUCF209	1-5/8 1-11/16 1-3/4 45 mm	5-13/32 **137**	4-9/64 **105.2**	55/64 **22**	5/8 **16**	1-1/2 **38.0**	5/8 **16**	2-1/16 **52.2**	0.748 **19**	1/2 M14	SUC 209-26 209-27 209-28 209	SF 209	2.2	4.9
SSUCF210-30 SSUCF210-31 SSUCF210 SSUCF210-32	1-7/8 1-15/16 50 mm 2	5-5/8 **143**	4-3/8 **111.1**	55/64 **22**	5/8 **16**	1-9/16 **40.0**	5/8 **16**	2-5/32 **54.6**	0.748 **19**	1/2 M14	SUC 210-30 210-31 210 210-32	SF 210	2.4	5.3
SSUCF211-32 SSUCF211-34 SSUCF211 SSUCF211-35	2 2-1/8 55 mm 2-3/16	6-3/8 **162**	5-1/8 **130.2**	63/64 **25**	23/32 **18**	1-11/16 **43.0**	3/4 **19**	2-19/64 **58.4**	0.874 **22.2**	5/8 M16	SUC 211-32 211-34 211 211-35	SF 211	3.6	7.9
SSUCF212-36 SSUCF212 SSUCF212-38 SSUCF212-39	2-1/4 60 mm 2-3/8 2-7/16	6-7/8 **175**	5-5/8 **142.9**	1-9/64 **29**	23/32 **18**	1-7/8 **48.0**	3/4 **19**	2-45/64 **68.7**	1 **25.4**	5/8 M16	SUC 212-36 212 212-38 212-39	SF 212	4.4	9.7

Other sizes could be available upon request. Minimum quantity may apply.
Please refer to page 52 for setscrew maximum torque informations.

Tapped-Based Pillow Blocks

StainleSSSteel - SSUCPA_A Series

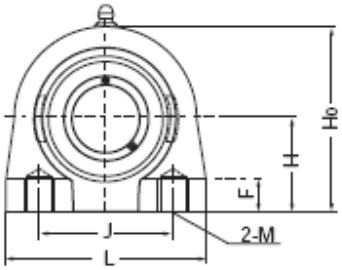

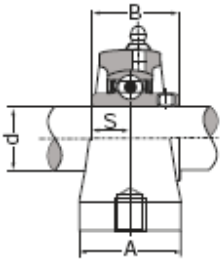

Unit No.	Shaft Dia. (inch / **mm**)	Dimensions (inch / **mm**)									Bearing No.	Housing No.	Mass	
	d	H	L	J	A	H0	B	S	F	M			**kg**	**lbs**
SSUCPA201A SSUCPA201-8A SSUCPA202A SSUCPA202-10A SSUCPA203A SSUCPA204-12A SSUCPA204A	12 mm 1/2 15 mm 5/8 17 mm 3/4 20 mm	1-5/16 **33.3**	2-3/4 **69.9**	2 **50.8**	1-1/2 **38.0**	2-9/16 **65.0**	1-7/32 **31.0**	23/32 **18.5**	1/2 **12.5**	3/8-16 NC	SUC 201 201-8 202 202-10 203 204-12 204	SPA 204A	0.8	1.8
SSUCPA205-14A SSUCPA205-15A SSUCPA205A SSUCPA205-16A	7/8 15/16 25 mm 1	1-7/16 **36.5**	3 **76.2**	2 **50.8**	1-1/2 **38.0**	2-13/16 **71.5**	1-3/8 **35.0**	13/16 **20.5**	1/2 **12.5**	3/8-16 NC	SUC 205-14 205-15 205 205-16	SPA 205A	0.9	2.0
SSUCPA206-18A SSUCPA206A SSUCPA206-19A SSUCPA206-20A	1-1/8 30 mm 1-3/16 1-1/4	1-11/16 **42.9**	4 **101.5**	3 **76.2**	1-1/2 **38.0**	3-13/32 **86.5**	1-1/2 **38.0**	7/8 **22.0**	5/8 **16.0**	7/16-14 NC	SUC 206-18 206 206-19 206-20	SPA 206A	1.4	2.5
SSUCPA207-20A SSUCPA207-21A SSUCPA207-22A SSUCPA207A SSUCPA207-23A	1-1/4 1-5/16 1-3/8 35 mm 1-7/16	1-7/8 **47.6**	4-1/4 **108.0**	3-1/4 **82.6**	1-7/8 **47.5**	3-3/4 **95.5**	1-11/16 **43.0**	1 **25.5**	3/4 **19.0**	1/2-13 NC	SUC 207-20 207-21 207-22 207 207-23	SPA 207A	1.6	3.4
SSUCPA208-24A SSUCPA208-25A SSUCPA208A	1-1/2 1-9/16 40 mm	1-15/16 **49.2**	4-5/8 **117.5**	3-1/2 **88.9**	1-7/8 **47.5**	3-15/16 **100.0**	1-15/16 **49.0**	1-3/16 **30.0**	3/4 **19.0**	1/2-13 NC	SUC 208-24 208-25 208	SPA 208A	2	4.4
SSUCPA209-26A SSUCPA209-27A SSUCPA209-28A SSUCPA209A	1-5/8 1-11/16 1-3/4 45 mm	2-1/8 **54.0**	5 **127**	3-3/4 **95.3**	2 **51.0**	4-1/4 **108.0**	1-15/16 **49.0**	1-3/16 **30.0**	3/4 **19.0**	1/2-13 NC	SUC 209-26 209-27 209-28 209	SPA 209A	2.6	5.7
SSUCPA210-30A SSUCPA210-31A SSUCPA210A SSUCPA210-32A	1-7/8 1-15/16 50 mm 2	2-1/4 **57.2**	5-1/2 **132.0**	4 **101.6**	2 **51.0**	5-5/8 **117.5**	2-1/32 **51.5**	1-9/32 **32.5**	7/8 **22.0**	5/8-11 NC	SUC 210-30 210-31 210 210-32	SPA 210A	2.3	5.1

Other sizes could be available upon request. Minimum quantity may apply.
Please refer to page 52 for setscrew maximum torque informations.

Flange Bracket Units

StainleSSSteel - SSUCFB Series

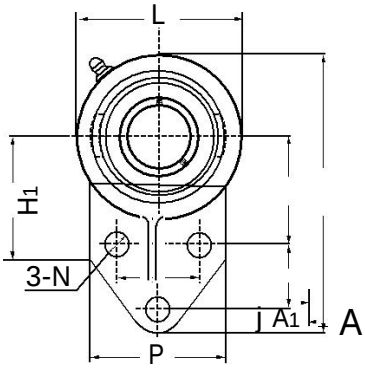

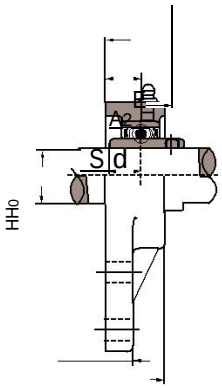

Also available with eccentric locking collar bearing

Unit No.	Shaft Dia. (inch / **mm**)	Dimensions (inch / **mm**)													Bolt Size	Bearing No.	Housing No.	Mass	
	d	H0	H1	L	P	H	j	J	A	A1	A2	N	E	S				kg	lbs
SSUCFB201 SSUCPB201-8 SSUCPB202 SSUCPB202-10 SSUCPB203 SSUCPB204 SSUCPB204-12	12 mm 1/2 15 mm 5/8 17 mm 20 mm 3/4	4-1/4 **107.9**	2-1/16 **52**	2-1/2 **63.5**	2-1/2 **63.5**	1-21/32 **42**	7/8 **22.2**	1-1/2 **38.1**	1 **25.4**	5/16 **8.0**	5/8 **15.9**	13/32 **10.0**	1.3425 **34.1**	0.500 **12.7**	5/16 M8	SUC 201 201-8 202 202-10 203 204-12 204	SFB 204	0.70	1.54
SSUCPB205-14 SSUCPB205-15 SSUCPB205 SSUCPB205-16	7/8 15/16 25 mm 1	4-3/4 **120.7**	2-1/16 **52**	2-3/4 **69.9**	2-1/2 **63.5**	1-49/64 **45.0**	1-1/8 **28.6**	1-5/8 **41.3**	1-1/8 **28.6**	3/8 **9.6**	21/32 **16.7**	13/32 **10.0**	1.4370 **36.5**	0.5629 **14.3**	5/16 M8	SUC 205-14 205-15 205 205-16	SFB 205	0.80	1.76
SSUCPB206-18 SSUCPB206 SSUCPB206-19 SSUCPB206-20	1-1/8 30 mm 1-3/16 1-1/4	5-3/8 **136.5**	2-5/32 **55**	3-1/4 **82.6**	2-3/4 **69.9**	1-31/32 **52.4**	1-1/4 **31.8**	1-7/8 **47.6**	1-1/4 **31.8**	3/8 **9.6**	47/64 **18.7**	13/32 **10.0**	1.6102 **40.9**	0.6259 **15.9**	5/16 M8	SUC 206-18 206 206-19 206-20	SFB 206	1.00	2.20
SSUCPB207-20 SSUCPB207-21 SSUCPB207-22 SSUCPB207 SSUCPB207-23	1-1/4 1-5/16 1-3/8 35 mm 1-7/16	6-1/8 **155.6**	2-7/16 **62**	3-3/4 **95.3**	3-1/4 **82.6**	2-3/8 **60.3**	1-1/4 **31.8**	2 **50.8**	1-7/16 **36.5**	1/2 **12.7**	13/16 **21.0**	33/64 **13.1**	1.8267 **46.4**	0.6889 **17.5**	5/16 M8	SUC 207-20 207-21 207-22 207 207-23	SFB 207	1.60	3.54
SSUCPB208 SSUCPB208-24 SSUCPB208-25	40 mm 1-1/2 1-9/16	6-15/32 **164.3**	2-27/32 **72**	3-15/16 **100**	3-1/16 **77.8**	2-23/64 **60.0**	1-5/8 **41.3**	1-31/32 **50.0**	1-31/32 **35.7**	5/8 **15.9**	13/16 **21.0**	15/32 **12**	2.0157 **51.2**	0.7480 **19.0**	3/8 M10	SUC 208 208-24 208-25	SFB 208	1.78	3.92
SSUCPB209 SSUCPB209-26 SSUCPB209-27 SSUCPB209-28	45 mm 1-5/8 1-11/16 1-3/4	6-27/32 **173.9**	3 **76**	4-7/32 **107.4**	3-5/32 **80.2**	2-9/16 **65**	1-11/16 **42.9**	2-1/8 **53.9**	1-1/2 **38.1**	23/32 **18.3**	55/64 **21.8**	7/16 **11.9**	2.0157 **51.2**	0.7480 **19**	3/8 M10	SUC 209 209-26 209-27 209-28	SFB 209	2.20	4.84
SSUCFB210 SSUCFB210-30 SSUCFB210-31 SSUCFB210-32	50 mm 1-7/8 1-15/16 2	7-1/2 **190.5**	3-7/32 **82**	4-5/8 **117.5**	4 **101.6**	2-43/64 **68**	1-5/8 **41.3**	2-3/4 **69.9**	1-1/2 **38.1**	23/32 **18.3**	55/64 **21.8**	33/64 **13.1**	2.1102 **53.6**	0.7480 **19**	3/8 M10	SUC 210 210-30 210-31 210-32	SFB 210	2.50	5.50

Other sizes could be available upon request. Minimum quantity may apply.
Please refer to page 52 for setscrew maximum torque informations.

Tapped-Based Pillow Blocks

StainleSSSteel - SSUCST Series



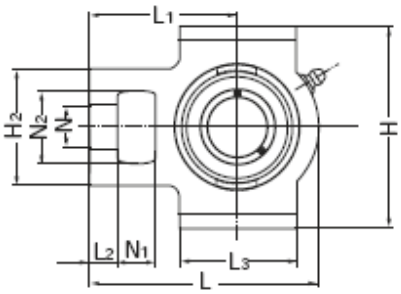

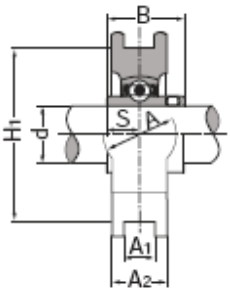

Also available with eccentric locking collar bearing

Unit No.	Shaft Dia. (in / **mm**)	Dimensions (in / **mm**)														Bearing No.	Housing No.	Mass	
	d	N1	L2	H2	N2	N	L3	A1	H1	H	L	A	L1	B	S			**kg**	**lbs**
SSUCST201 SSUCST201-8 SSUCST202 SSUCST202-10 SSUCST203 SSUCST204-12 SSUCST204	12 mm 1/2 15 mm 5/8 17 mm 3/4 20 mm	5/8 **16.0**	3/8 **9.5**	2 **51.0**	1-1/4 **32.0**	3/4 **19.0**	2 **51.0**	17/32 **13.5**	3 **76.2**	3-1/2 **88.9**	3-11/16 **93.5**	1-3/8 **35.0**	2-3/8 **60.3**	1-7/32 **31.0**	1/2 **12.70**	SUC 201 201-8 202 202-10 203 204-12 204	SST 204	1.0	2.1
SSUCST205-14 SSUCST205-15 SSUCST205 SSUCST205-16	7/8 15/16 25 mm 1	5/8 **16.0**	3/8 **9.5**	2 **51.0**	1-1/4 **32.0**	3/4 **19.0**	2 **51.0**	17/32 **13.5**	3 **76.2**	3-1/2 **88.9**	3-13/16 **97.0**	1-1/2 **38.0**	2-7/16 **61.9**	1-3/8 **34.9**	9/16 **14.29**	SUC 205-14 205-15 205 205-16	SST 205	1.2	2.6
SSUCST206-18 SSUCST206 SSUCST206-19 SSUCST206-20	1-1/8 30 mm 1-3/16 1-1/4	5/8 **16.0**	3/8 **9.5**	2-3/16 **55.5**	1-7/16 **36.5**	7/8 **22.0**	2-1/4 **57.0**	17/32 **13.5**	3-1/2 **88.9**	4 **101.6**	4-7/16 **112.5**	1-3/4 **44.5**	2-3/4 **69.9**	1-1/2 **38.1**	5/8 **15.88**	SUC 206-18 206 206-19 206-20	SST 206	1.5	3.4
SSUCST207-20 SSUCST207-21 SSUCST207-22 SSUCST207 SSUCST207-23	1-1/4 1-5/16 1-3/8 35 mm 1-7/16	5/8 **16.0**	1/2 **12.5**	2-1/2 **63.5**	1-7/16 **36.5**	7/8 **22.0**	2-1/2 **57.0**	17/32 **13.5**	3-1/2 **88.9**	4 **101.6**	5-1/16 **128.5**	1-3/4 **44.5**	3-1/16 **77.8**	1-11/16 **42.9**	11/16 **17.46**	SUC 207-20 207-21 207-22 207 207-23	SST 207	1.8	4.0
SSUCST208-24 SSUCST208-25 SSUCST208	1-1/2 1-9/16 40 mm	3/4 **19.0**	5/8 **16.0**	3-1/4 **82.5**	1-15/16 **49.0**	1-1/8 **28.5**	3-1/4 **82.5**	11/16 **17.5**	4 **101.6**	4-1/2 **114.3**	5-11/16 **144.5**	2-1/8 **54.0**	3-1/2 **88.9**	1-15/16 **49.2**	3/4 **19.05**	SUC 208-24 208-25 208	SST 208	2.7	6.0
SSUCST209-26 SSUCST209-27 SSUCST209-28 SSUCST209	1-5/8 1-11/16 1-3/4 45 mm	3/4 **19.0**	5/8 **16.0**	3-1/4 **82.5**	1-15/16 **49.0**	1-1/8 **28.5**	3-1/4 **82.5**	11/16 **17.5**	4 **101.6**	4-5/8 **117.5**	5-11/16 **144.5**	2-3/16 **55.5**	3-7/16 **87.3**	1-15/16 **49.2**	3/4 **19.05**	SUC 209-26 209-27 209-28 209	SST 209	2.7	6.0
SSUCST210-30 SSUCST210-31 SSUCST210 SSUCST210-32	1-7/8 1-15/16 50 mm 2	3/4 **19.0**	5/8 **16.0**	3-1/4 **82.5**	1-15/16 **49.0**	1-1/8 **28.5**	3-3/8 **85.5**	11/16 **17.5**	4 **101.6**	4-5/8 **117.5**	5-7/8 **149.0**	2-3/16 **55.5**	3-9/16 **90.5**	2-1/32 **51.6**	3/4 **19.05**	SUC 210-30 210-31 210 210-32	SST 210	2.7	6.0

Other sizes could be available upon request. Minimum quantity may apply.
Please refer to page 52 for setscrew maximum torque informations.

Hanger Units

StainleSSSteel - SSUCHA Series



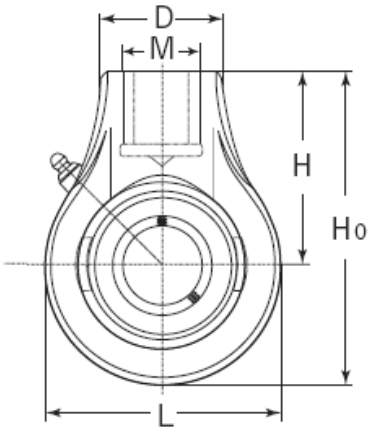

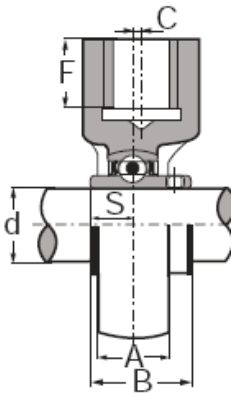

Unit No.	Shaft Dia. (inch / **mm**)	Dimensions (inch / **mm**)										Bearing No.	Housing No.	Mass	
	d	L	H0	C	A	H	M	D	F	B	S			**kg**	**lbs**
SSUCHA201 SSUCHA201-8 SSUCHA202 SSUCHA202-10 SSUCHA203 SSUCHA204-12 SSUCHA204	12 mm 1/2 15 mm 5/8 17 mm 3/4 20 mm	2-17/32 **64**	3-25/32 **96**	0 0	13/16 **21**	2-33/64 **64**	Rp 3/4	1-9/16 **40**	3/4 **19**	1.2205 **31.0**	0.500 **12.7**	SUC 201 201-8 202 202-10 203 204-12 204	SHA 204	0.7	1.5
SSUCHA205-14 SSUCHA205-15 SSUCHA205 SSUCHA205-16	7/8 15/16 25 mm 1	3-1/16 **78**	4-1/16 **103**	0 0	15/16 **24**	2-33/64 **64**	Rp 3/4	1-9/16 **40**	3/4 **19**	1.3425 **34.1**	0.563 **14.3**	SUC 205-14 205-15 205 205-16	SHA 205	1.0	2.2
SSUCHA206-18 SSUCHA206 SSUCHA206-19 SSUCHA206-20	1-1/8 30 mm 1-3/16 1-1/4	3-1/16 **78**	4-1/16 **103**	0 0	1-3/32 **28**	2-33/64 **64**	Rp 3/4	1-9/16 **40**	3/4 **19**	1.5000 **38.1**	0.626 **15.9**	SUC 206-18 206 206-19 206-20	SHA 206	1.0	2.2
SSUCHA207-20 SSUCHA207-21 SSUCHA207-22 SSUCHA207 SSUCHA207-23	1-1/4 1-5/16 1-3/8 35 mm 1-7/16	3-5/8 **92**	4-9/16 **116**	0 0	1-3/16 **30**	2-3/4 **70**	Rp 3/4	1-9/16 **40**	3/4 **19**	1.6890 **42.9**	0.689 **17.5**	SUC 207-20 207-21 207-22 207 207-23	SHA 207	1.4	3.1
SSUCHA208-24 SSUCHA208-25 SSUCHA208	1-1/2 1-9/16 40 mm	3-25/32 **96**	4-3/4 **121**	3/32 2	1-5/16 **33**	2-7/8 **73**	Rp 3/4	1-9/16 **40**	3/4 **19**	1.9370 **49.2**	0.748 **19.0**	SUC 208-24 208-25 208	SHA 208	1.5	3.3
SSUCHA209-26 SSUCHA209-27 SSUCHA209-28 SSUCHA209	1-5/8 1-11/16 1-3/4 45 mm	4-1/4 **108**	5-11/32 **136**	3/16 5	1-3/8 **35**	3-15/64 **82**	Rp 1	1-7/8 **40**	13/16 **21**	1.9370 **49.2**	0.748 **19.0**	SUC 209-26 209-27 209-28 209	SHA 209	2.1	4.6
SSUCHA210-30 SSUCHA210-31 SSUCHA210 SSUCHA210-32	1-7/8 1-15/16 50 mm 2	4-21/32 **118**	5-19/32 **142**	3/16 5	1-15/32 **37**	3-17/64 **83**	Rp 1	1-7/8 **40**	13/16 **21**	2.0315 **51.6**	0.748 **19.0**	SUC 210-30 210-31 210 210-32	SHA 210	2.6	5.7

Pressed StainleSS Steel
Pillow Block Housing - SSBSPP Series

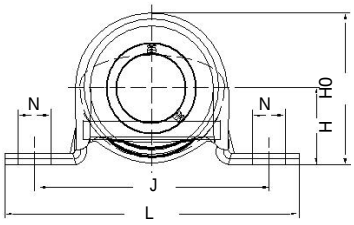

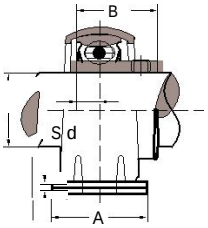

Unit No.	Shaft Dia. (inch / **mm**)	Dimensions (inch / **mm**)									Bolt Size	Bearing No.	Housing No.	Mass	
	d	H	L	J	A	N	H1	H0	B	S				**kg**	**lbs**
SSBSPP201 SSBSPP201-8 SSBSPP202 SSBSPP202-10 SSBSPP203	12 mm 1/2 15 mm 5/8 17 mm	7/8 **22.2**	3-3/8 **86**	2-11/16 **68.3**	31/32 **25**	3/8 **9.5**	0.126 **3.2**	1-23/32 **43.8**	0.8661 **22**	0.236 **6**	5/16 M8	SSB 201 201-8 202 202-10 203	SPP 203	0.2	0.2
SSBSPP204-12 SSBSPP204	3/4 20 mm	1 **25.4**	3-27/32 **98**	3 **76.2**	1-1/4 **32**	3/8 **9.5**	0.126 **3.2**	2 **50.5**	0.9843 **25**	0.276 **7**	5/16 M8	SSB 204-12 204	SPP 204	0.4	0.2
SSBSPP205-14 SSBSPP205-15 SSBSPP205 SSBSPP205-16	7/8 15/16 25 mm 1	1-1/8 **28.6**	4-1/4 **108**	3-3/8 **85.7**	1-1/4 **32**	7/16 **11.5**	0.157 **4.0**	2-7/32 **56.6**	1.0630 **27**	0.295 **7.5**	3/8 M10	SSB 205-14 205-15 205 205-16	SPP 205	0.7	0.3

Other sizes could be available upon request. Minimum quantity may apply.
Please refer to page 52 for setscrew maximum torque informations.

Housing Round Flange Units - SSBSPF Series

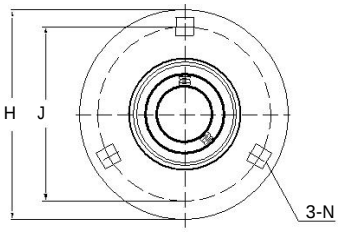

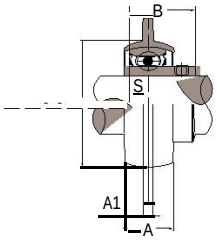

Unit No.	Shaft Dia. (inch / **mm**)	Dimensions (inch / **mm**)								Bolt Size	Bearing No.	Housing No.	Mass	
	d	H	J	A1	N	A	B	S	D min.				**kg**	**lbs**
SSBSPF201 SSBSPF201-8 SSBSPF202 SSBSPF202-10 SSBSPF203	12 mm 1/2 15 mm 5/8 17 mm	3-3/16 **81.0**	2-1/2 **63.5**	0.157 **4**	9/32 **7.1**	9/16 **14**	0.8661 **22.0**	0.236 **6**	1-59/64 **49**	1/4 M6	SSB 201 20-8 202 202-10 203	PP 203 SS	0.2	0.4
SSBSPF204-12 SSBSPF204	3/4 20 mm	3-35/64 **90.1**	2-13/16 **71.4**	0.157 **4**	23/64 **9**	5/8 **16**	0.9843 **25.0**	0.276 **7**	2-13/64 **56**	5/16 M8	SSB 204-12 204	PP 204 SS	0.3	0.7
SSBSPF205-14 SSBSPF205-15 SSBSPF205 SSBSPF205-16	7/8 15/16 25 mm 1	3-3/4 **95.3**	3 **76.2**	0.157 **4**	23/64 **9**	23/32 **18**	1.0630 **27.0**	0.295 **7.5**	2-23/64 **60**	5/16 M8	SSB 205-14 205-15 205 205-16	PP 205 SS	0.3	0.7

Other sizes could be available upon request. Minimum quantity may apply.
Please refer to page 52 for setscrew maximum torque informations.

Ball Bearing Inserts

StainleSSSteel - SUC Series



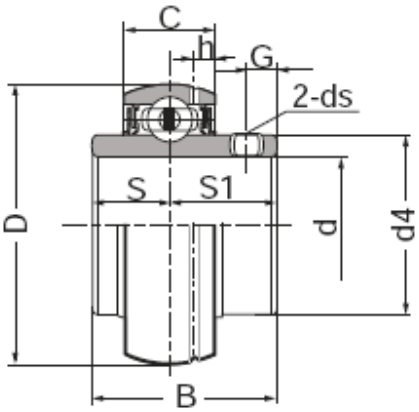

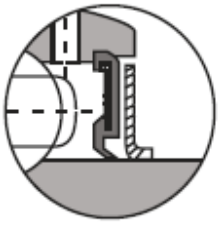

Dual Seal

Unit No.	Shaft Diameter (in / **mm**)	Dimensions (in / **mm**)									Basic Load Rating lbf / N		Mass	
	d	D	B	C	S	S1	G	ds	d4	h	Dynamic Cr	Static C0r	**kg**	**lbs**
SUC201 SUC201-8 SUC202 SUC202-10 SUC203 SUC204-12 SUC204	12 mm 1/2 15 mm 5/8 17 mm 3/4 20 mm	1.8504 **47**	1.2205 **31.0**	0.6290 **17**	0.500 **12.7**	0.7205 **18.3**	0.197 **5.0**	10-32 M5 X 0.8	1.142 **29.01**	0.185 **4.7**	2524 11228	1320 5873	0.21 0.21 0.20 0.19 0.18 0.18 0.17	0.46 0.46 0.44 0.42 0.40 0.39 0.37
SUC205-14 SUC205-15 SUC205 SUC205-16	7/8 15/16 25 mm 1	2.0472 **52**	1.343 **34.1**	0.6693 **17**	0.563 **14.3**	0.7756 **19.7**	0.217 **5.5**	10-32 M5 X 0.8	1.339 **34.01**	0.177 **4.5**	2524 11228	1320 5873	0.23 0.21 0.20 0.20	0.51 0.46 0.44 0.44
SUC SUC206-18 SUC206 SUC206-19 SUC206-20	1-1/8 30 mm 1-3/16 1-1/4	2.4409 **62**	1.5000 **38.1**	0.7480 **19**	0.626 **15.9**	0.8740 **22.2**	0.236 **6.0**	1/4-28 M6 X 0.75	1.594 **40.49**	0.181 **4.6**	3504 15588	1909 8490	0.37 0.33 0.33 0.30	0.82 0.73 0.73 0.66
SUC207-20 SUC207-21 SUC207-22 SUC207 SUC207-23	1-1/4 1-5/16 1-3/8 35 mm 1-7/16	2.8346 **72**	1.6890 **42.9**	0.7874 **20**	0.689 **17.5**	1.0000 **25.4**	0.256 **6.5**	1/4-28 M6 X 0.75	1.843 **46.81**	0.181 **4.6**	4624 20568	2595 11543	0.55 0.52 0.49 0.49 0.46	1.21 1.15 1.08 1.08 1.01
SUC208-24 SUC208-25 SUC208	1-1/2 1-9/16 40 mm	3.1496 **80**	1.9370 **49.2**	0.8268 **21**	0.748 **19.0**	1.1890 **30.2**	0.315 **8.0**	5/16-24 M8 X 1	2.079 **52.81**	0.177 **4.5**	4632 20604	3034 13496	0.69 0.66 0.65	1.52 1.46 1.43
SUC209-26 SUC209-27 SUC209-28 SUC209	1-5/8 1-11/16 1-3/4 45 mm	3.3465 **85**	1.9370 **49.2**	0.8661 **22**	0.748 **19.0**	1.1890 **30.2**	0.315 **8.0**	5/16-24 M8 X 1	2.307 **58.60**	0.193 **4.9**	5888 26192	3450 15345	0.80 0.76 0.71 0.70	1.76 1.68 1.57 1.54
SUC210-30 SUC210-31 SUC210 SUC210-32	1-7/8 1-15/16 50 mm 2	3.5433 **90**	2.0315 **51.6**	0.9055 **23**	0.748 **19.0**	1.2835 **32.6**	0.354 **9.0**	5/16-24 M8 X 1	2.449 **62.20**	0.232 **5.9**	6320 28112	3885 17280	0.87 0.82 0.80 0.77	1.92 1.81 1.76 1.69
SUC211-32 SUC211-34 SUC211 SUC211-35	2 2-1/8 55 mm 2-3/16	3.9370 **100**	2.1890 **55.6**	0.9440 **24**	0.874 **22.2**	1.3150 **33.4**	0.354 **9.0**	3/8-24 M8 X 1	2.756 **70.00**	0.236 **6.0**	7808 34732	4914 21859	1.23 1.18 1.08 1.06	2.71 2.60 2.376 2.34
SUC212-36 SUC212 SUC212-38 SUC212-39	2-1/4 60 mm 2-3/8 2-7/16	4.3307 **110**	2.5630 **65.1**	1.024 **26**	1.000 **25.4**	1.5630 **39.7**	0.394 **10.0**	3/8-24 M10 X 1.25	3.031 **76.99**	0.244 **6.2**	9440 41992	6071 27008	1.66 1.53 1.51 1.44	3.66 3.37 3.33 3.17

Other sizes could be available upon request. Minimum quantity may apply.
Please refer to page 52 for setscrew maximum torque informations.

Ball Bearing Inserts

StainleSS Steel - SHC Eccentric Collar Series

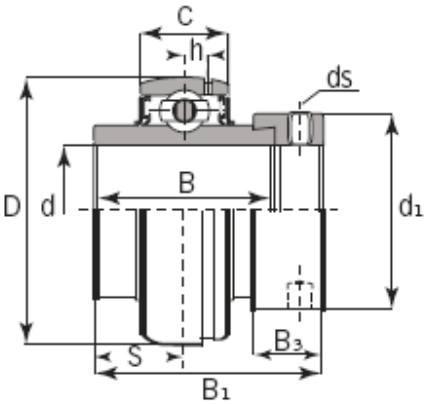

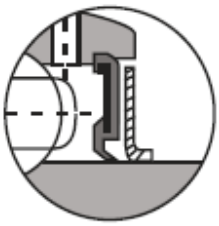

Dual Seal

Unit No.	Shaft Dia. (inch / **mm**)	Dimensions (inch / **mm**)									Basic Load Rating lbf / N		Mass	
	d	D	d1	B	B1	B3	C	S	h	ds	Dynamic	Static	**kg**	**lbs**
SHC204 SHC204-12	20 mm 3/4	1.8504 **47**	1.311 **33.3**	1.3465 **34.2**	1.7205 **43.7**	0.5315 **13.5**	0.6693 **17**	0.6793 **17.1**	0.146 **3.7**	1/4-28 UNF M6 x 0.75	2886 12840	1495 6650	0.23 0.23	0.51 0.51
SHC205 SHC205-14 SHC205-15 SHC205-16	25 mm 7/8 15/16 1	2.0472 **52**	1.5000 **38.1**	1.3740 **34.9**	1.7480 **44.4**	0.5315 **13.5**	0.6693 **17**	0.6890 **17.5**	0.154 **3.9**	1/4-28 UNF M6 x 0.75	3152 14020	1771 7880	0.27 0.31 0.29 0.27	0.59 0.68 0.64 0.59
SHC206 SHC206-17 SHC206-18 SHC206-19 SHC206-20	30 mm 1-1/16 1-1/8 1-3/16 1-1/4	2.4409 **62**	1.7520 **44.5**	1.4370 **36.5**	1.9055 **48.4**	0.6260 **15.9**	0.7480 **19**	0.7205 **18.3**	0.197 **5.0**	5/16-24 UNF M8 x 1	4375 19460	2542 11310	0.45 0.50 0.47 0.45 0.42	0.99 1.10 1.03 0.99 0.92
SHC207 SHC207-20 SHC207-21 SHC207-22 SHC207-23	35 mm 1-1/4 1-5/16 1-3/8 1-7/16	2.8346 **72**	2.189 **55.6**	1.4803 **37.6**	2.0118 **51.1**	0.6890 **17.5**	0.7874 **20**	0.7402 **18.8**	0.224 **5.7**	5/16-24 UNF M8 x 1	5771 25670	3439 15300	0.60 0.67 0.63 0.60 0.57	1.32 1.47 1.39 1.32 1.25
SHC208 SHC208-24 SHC208-25	40 mm 1-1/2 1-9/16	3.1496 **80**	2.3740 **60.3**	1.6850 **42.8**	2.2165 **56.3**	0.7205 **18.3**	0.8270 **21**	0.8425 **21.4**	0.244 **6.2**	5/16-24 UNF M8 x 1	6636 29520	4078 18140	0.79 0.84 0.80	1.74 1.85 1.76
SHC209 SHC209-26 SHC209-27 SHC209-28	45 mm 1-5/8 1-11/16 1-3/4	3.3465 **85**	2.5000 **63.5**	1.6850 **42.8**	2.2165 **56.3**	0.7205 **18.3**	0.8661 **22**	0.8425 **21.4**	0.252 **6.4**	5/16-24 UNF M8 x 1	7119 31670	4649 20680	0.85 0.96 0.91 0.87	1.87 2.11 2.00 1.91
SHC210 SHC210-30 SHC210-31 SHC210-32	50 mm 1-7/8 1-15/16 2	3.5433 **90**	2.7520 **69.9**	1.9370 **49.2**	2.4685 **62.7**	0.7204 **18.3**	0.9449 **24**	0.9685 **24.6**	0.256 **6.5**	5/16-24 UNF M8x 1	7884 35070	5211 23180	0.99 1.08 1.02 0.96	2.18 2.38 2.24 2.11
SHC211 SHC211-32 SHC211-34 SHC211-35	55 mm 2 2-1/8 2-3/16	3.9370 **100**	3.000 **76.2**	2.1850 **55.5**	2.8110 **71.4**	0.8150 **20.7**	0.9843 **25**	1.0945 **27.8**	0.276 **7.0**	3/8-24 UNF M10 x 1.25	9752 43380	6569 29220	1.32 1.52 1.37 1.29	2.90 3.34 3.01 2.84
SHC212 SHC212-36 SHC212-38 SHC212-39	60 mm 2-1/4 2-3/8 2-7/16	4.3307 **110**	3.3150 **84.2**	2.4370 **61.9**	3.0630 **77.8**	0.8780 **22.3**	1.0630 **27**	1.2205 **31**	0.299 **7.6**	3/8-24 UNF M10 x 1.25	10736 47760	7403 32930	1.88 2.04 1.90 1.77	4.14 4.49 4.18 3.89

Other sizes could be available upon request. Minimum quantity may apply.
Please refer to page 52 for setscrew maximum torque informations.

Ball Bearing Inserts

StainleSSSteel - SSER Series

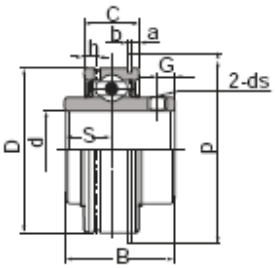

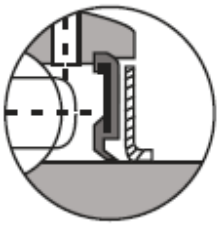

Dual Seal

Unit No.	Shaft Dia. (inch / **mm**)	Dimensions (inch / **mm**)										Basic Load Rating lbf / N		Mass	
	d	D	B	C	S	a	b	p	G	h	ds	Dynamic Cr	Static C0r	**kg**	**lbs**
SSER201-8 SSER202 SSER202-10 SSER203 SSER204-12 SSER204	1/2 15 mm 5/8 17 mm 3/4 20 mm	1.8504 **47**	1.219 **31.0**	0.626 **15.9**	0.406 **10.3**	0.094 **2.3**	0.042 **1.1**	2.067 **52.5**	0.177 **4.5**	0.150 **3.8**	1/4-28 M6 X 1	2524 11228	1320 5873	0.26 0.25 0.24 0.23 0.22 0.21	0.57 0.55 0.53 0.51 0.49 0.46
SSER205-14 SSER205-15 SSER205 SSER205-16	7/8 15/16 25 mm 1	2.0472 **52**	1.375 **34.9**	0.750 **19**	0.515 **13.1**	0.094 **2.3**	0.042 **1.1**	2.272 **57.7**	0.197 **5**	0.203 **5.1**	1/4-28 M6 X 1	2524 11228	1320 5873	0.31 0.30 0.29 0.28	0.68 0.66 0.64 0.62
SSER206-18 SSER206 SSER206-19 SSER206-SSER20	1-1/8 30 mm 1-3/16 1-1/4	2.4409 **62**	1.500 **38.1**	0.875 **22.2**	0.625 **15.8**	0.125 **3.2**	0.065 **1.6**	2.658 **67.5**	0.197 **5**	0.219 **5.6**	1/4-28 M6 X 1	3504 15588	1909 8490	0.40 0.39 0.38 0.36	0.88 0.86 0.84 0.79
SSER207-SSER20 SSER207-21 SSER207-22 SSER207 SSER207-23	1-1/4 1-5/16 1-3/8 35 mm 1-7/16	2.8346 **72**	1.688 **42.8**	0.937 **23.8**	0.688 **17.5**	0.125 **3.2**	0.065 **1.6**	3.078 **78.2**	0.236 **6**	0.219 **5.6**	5/16-24 M8 X 1	4624 20568	2595 11528	0.62 0.59 0.56 0.55 0.53	1.37 1.30 1.23 1.21 1.17
SSER208-24 SSER208-25 SSER208	1-1/2 1-9/16 40 mm	3.1496 **80**	1.937 **49.2**	1.093 **27.8**	0.750 **19**	0.125 **3.2**	0.065 **1.6**	3.406 **86.5**	0.315 **8**	0.250 **6.4**	5/16-24 M8 X 1	4632 20604	3034 13493	0.91 0.88 0.86	2.01 1.94 1.89

Ball Bearing Inserts

StainleSSSteel - SSB & SSA Series

SSB

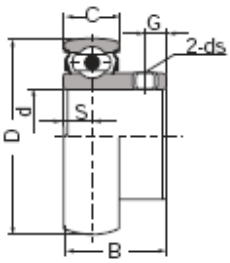

SSB

SSA

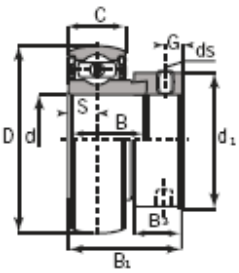

SSA

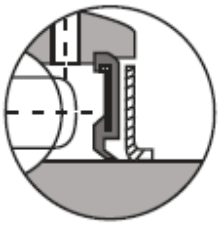

Dual Seal

Unit No.	Shaft Dia. (inch / **mm**)	Dimensions (inch / **mm**)						Basic Load Rating lbf / N		Mass	
	d	D	B	C	S	G	ds	Dynamic Cr	Static C0r	**kg**	**lbs**
SSB201 SSB201-8 SSB202 SSB202-10 SSB203	12 mm 1/2 15 mm 5/8 17 mm	1.5748 **40**	0.866 **22**	0.472 **12**	0.236 **6**	0.177 **4.5**	1/4-28 M6 X 1	2304 10248	1113 4950	0.10 0.09 0.08 0.08 0.08	0.22 0.20 0.18 0.18 0.18
SSB204 SSB204-12	20 mm 3/4	1.8504 **47**	0.984 **25**	0.551 **14**	0.275 **7**	0.177 **4.5**	1/4-28 M6 X 1	2304 10248	1113 4950	0.13 0.12	0.29 0.26
SSB205 SSB205-14 SSB205-15 SSB205-16	25 mm 7/8 15/16 1	2.0472 **52**	1.062 **27**	0.591 **15**	0.295 **7.5**	0.217 **5.5**	1/4-28 M6 X 1	2522 11216	1324 5888	0.18 0.17 0.17 0.16	0.40 0.37 0.37 0.35
SSB206 SSB206-18 SSB206-19 SSB206-20	30 mm 1-1/8 1-3/16 1-1/4	2.4409 **62**	1.181 **30**	0.630 **16**	0.315 **8**	0.217 **5.5**	1/4-28 M6 X 1	4375 19460	2542 11306	0.25 0.26 0.25 0.23	0.55 0.57 0.55 0.51
SSB207 SSB207-20 SSB207-21 SSB207-22 SSB207-23	35 mm 1-1/4 1-5/16 1-3/8 1-7/16	2.8346 **72**	1.2598 **32**	0.6693 **17**	0.3346 **8.5**	0.2362 **6**	5/16-24 M8 X 1	57706 25670	34394 15.30	0.37 0.41 0.39 0.37 0.35	0.81 0.90 0.86 0.81 0.77
SSB208 SSB208-24 SSB208-25	40 mm 1-1/2 1-9/16	3.1496 **80**	1.3386 **34**	0.7087 **18**	0.3543 **9**	0.3150 **8**	5/16-24 M8 X 1	6636 29520	4078 18140	0.45 0.48 0.45	0.99 1.06 0.99

Unit No.	Shaft Dia. (inch / **mm**)	Dimensions (inch / **mm**)									Basic Load Rating lbf / N		Weight	
	d	D	d1	B	B1	B3	C	S	G	ds	Dynamic Cr	Static C0r	**kg**	**lbs**
SSA201 SSA201-8 SSA202 SSA202-10 SSA203	12 mm 1/2 15 mm 5/8 17 mm	1.5748 **40**	1.126 **28.6**	0.7520 **19.1**	1.126 **28.6**	0.5315 **13.5**	0.4724 **12**	0.2362 **6**	0.1969 **5**	1/4-28 UNF M6 x 0.75	2151 9570	1057 4700	0.12 0.14 0.11 0.13 0.10	0.26 0.31 0.24 0.29 0.22
SSA204 SSA204-12	20 mm 3/4	1.8504 **47**	1.311 **33.3**	0.8465 **21.5**	1.2205 **31**	0.5315 **13.5**	0.5512 **14**	0.2755 **7**	0.1969 **5**	1/4-28 UNF M6 x 0.75	2886 12840	1495 6650	0.16 0.15	0.35 0.33
SSA205 SSA205-14 SSA205-15 SSA205-16	25 mm 7/8 15/16 1	2.0472 **52**	1.500 **38.1**	0.8465 **21.5**	1.2205 **31**	0.5315 **13.5**	0.5905 **15**	0.2953 **7.5**	0.1969 **5**	1/4-28 UNF M6 x 0.75	3152 14020	1771 7880	0.21 0.19 0.18 0.18	0.46 0.42 0.40 0.40
SSA206 SSA206-18 SSA206-19 SSA206-20	30 mm 1-1/8 1-3/16 1-1/4	2.4409 **62**	1.752 **44.5**	0.9370 **23.8**	1.4055 **35.7**	0.6260 **15.9**	0.6299 **16**	0.3150 **8**	0.2362 **6**	5/16-24 UNF M8 x 1	4375 19460	2542 11310	0.30 0.30 0.30 0.29	0.66 0.66 0.66 0.64
SSA207 SSA207-20 SSA207-21 SSA207-22 SSA207-23	35 mm 1-1/4 1-5/16 1-3/8 1-7/16	2.8346 **72**	2.1890 **55.6**	1 **25.4**	1.5315 **38.9**	0.6890 **17.5**	0.6693 **17**	0.3346 **8.5**	0.2559 **6.5**	5/16-24 M8 x 1	5771 25670	3439 15300	0.50 0.55 0.53 0.50 0.47	1.102 1.213 1.168 1.036
SSA208 SSA208-24 SSA208-25	40 mm 1-1/2 1-9/16	3.1496 **80**	2.3740 **60.3**	1.1890 **30.2**	1.7205 **43.7**	0.7205 **18.3**	0.7087 **18**	0.3543 **9**	0.2559 **6.5**	5/16-24 M8 x 1	29520 6636	18140 4078	0.63 0.67 0.65	1.389 1.477 1.433

Thermoplastic

SUCTP 200 Series



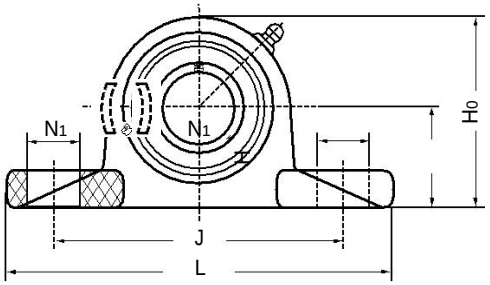

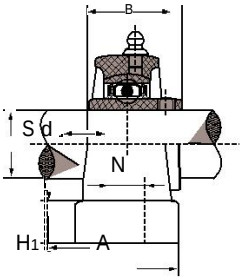

Unit No.	Shaft Diameter (inch / **mm**)	Dimensions (inch / **mm**)										Bolt Size (inch / **mm**)	Bearing No.	Housing No.	Mass	
	d	H	L	J	A	N	N1	H1	H0	B	S				**kg**	**lbs**
SUCTP201 SUCTP201-8 SUCTP202 SUCTP202-10 SUCTP203 SUCTP204-12 SUCTP204	12 mm 1/2 15 mm 5/8 17 mm 3/4 20 mm	1-5/16 **33.3**	5 **127**	3-3/4 **95.3**	1-1/2 **38**	7/16 **11**	9/16 **14**	9/16 **14.2**	2-37/64 **65.5**	1.22 **31.0**	1/2 12.7	3/8 M10	SUC 201 201-8 202 202-10 203 204-12 204	TP 204	0.29	0.63
SUCTP205-14 SUCTP205-15 SUCTP205 SUCTP205-16	7/8 15/16 25 mm 1	1-7/16 **36.5**	5-1/2 **140**	4-1/8 **105**	1-1/2 **38**	7/16 **11**	9/16 **14**	37/64 **14.5**	2-51/64 **71**	1-11/32 **34.1**	9/16 14.3	3/8 M10	SUC 205-14 205-15 205 205-16	TP 205	0.34	0.74
SUCTP206-18 SUCTP206 SUCTP206-19 SUCTP206-20	1-1/8 30 mm 1-3/16 1-1/4	1-11/16 **42.9**	6-3/8 **162**	4-11/16 **119**	1-13/16 **46**	9/16 **14**	45/64 **18**	45/64 **17.8**	3-19/64 **84**	1-1/2 **38.1**	5/8 15.9	1/2 M12	SUC 206-18 206 206-19 206-20	TP 206	0.54	1.18
SUCTP207-20 SUCTP207-21 SUCTP207-22 SUCTP207 SUCTP207-23	1-1/4 1-5/16 1-3/8 35 mm 1-7/16	1-7/8 **47.6**	6-39/64 **168**	5 **127**	1-57/64 **48**	9/16 **14**	45/64 **18**	45/64 **18**	3-23/32 **94.5**	1-11/16 **42.9**	11/16 17.5	1/2 M12	SUC 207-20 207-21 207-22 207 207-23	TP 207	0.78	1.71
SUCTP208-24 SUCTP208-25 SUCTP208	1-1/2 1-9/16 40 mm	1-15/16 **49.2**	7-1/4 **184**	5-25/64 **137**	2-1/8 **54**	9/16 **14**	49/64 **19.8**	49/64 **19.5**	3-57/64 **99**	1-15/16 **49.2**	3/4 19	1/2 M12	SUC 208-24 208-25 208	TP 208	0.97	2.14
SUCTP209-26 SUCTP209-27 SUCTP209-28 SUCTP209	1-5/8 1-11/16 1-3/4 45 mm	2-1/8 **54**	7-9/16 **192**	5-3/4 **146**	2-1/8 **54**	11/16 **17**	25/32 **20**	29/32 **23**	4-11/64 **106**	1-15/16 **49.2**	3/4 19	5/8 M16	SUC 209-26 209-27 209-28 209	TP 209	1.09	2.33
SUCTP210-30 SUCTP210-31 SUCTP210 SUCTP210-32	1-7/8 1-15/16 50 mm 2	2-1/4 **57.2**	8-1/8 **206**	6-1/4 **159**	2-23/64 **60**	11/16 **17**	25/32 **20**	29/32 **23**	4-31/64 **114**	2-1/32 **51.6**	3/4 19	5/8 M16	SUC 210-30 210-31 210 210-32	TP 210	1.20	2.64

Thermoplastic

SUCTF 200 Series



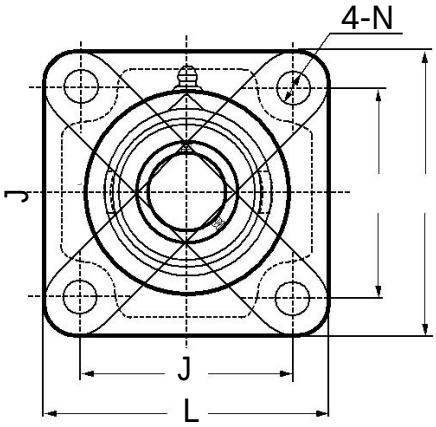

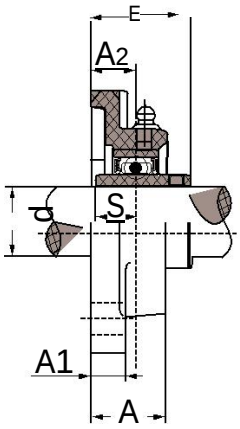

Unit No.	Shaft Diameter (inch / **mm**)	Dimensions (inch / **mm**)								Bolt Size	Bearing No.	Housing No.	Mass	
	d	L	J	A1	A	N	E	A2	S				**kg**	**lbs**
SUCTF201 SUCTF201-8 SUCTF202 SUCTF202-10 SUCTF203 SUCTF204-12 SUCTF204	12 mm 1/2 15 mm 5/8 17 mm 3/4 20 mm	3-3/8 **86**	2.-1/2 **63.5**	33/64 **13.4**	1-3/32 **27.8**	7/16 **11**	1-27/64 **36.3**	45/64 **18**	1/2 **12.7**	3/8 M10	SUC 201 201-8 202 202-10 203 204-12 204	TF 204	.29	.71
SUCTF205-14 SUCTF205-15 SUCTF205 SUCTF205-16	7/8 15/16 25 mm 1	3-3/4 **95**	2-3/4 **70**	9/16 **14**	1-7/64 **28**	7/16 **11**	1.29/64 **36.7**	21/32 **17**	9/16 **14.3**	3/8 M10	SUC 205-14 205-15 205 205-16	TF 205	.34	.80
SUCTF206-18 SUCTF206 SUCTF206-19 SUCTF206-20	1-1/8 30 mm 1-3/16 1-1/4	4-1/4 **107**	3-1/4 **83**	9/16 14.3	1-1/4 **31.5**	7/16 **11**	1-5/8 **41.4**	3/4 **19.2**	5/8 **15.9**	3/8 M10	SUC 206-18 206 206-19 206-20	TF 206	.54	1.12
SUCTF207-20 SUCTF207-21 SUCTF207-22 SUCTF207 SUCTF207-23	1-1/4 1-5/16 1-3/8 35 mm 1-7/16	4-5/8 **118**	3-5/8 **92**	39/64 15.5	1-3/8 **34.8**	33/64 **13**	1-27/32 **46.9**	27/32 **21.5**	11/16 **17.5**	1/2 M12	SUC 207-20 207-21 207-22 207 207-23	TF 207	.78	1.65
SUCTF208-24 SUCTF208-25 SUCTF208	1-1/2 1-9/16 40 mm	5-1/8 **130**	4 **102**	21/32 **17**	1-15/32 **37.5**	35/64 **14**	2-3/32 **53.2**	29/32 **23**	3/4 **19**	1/2 M12	SUC 208-24 208-25 208	TF 208	.97	2.15
SUCTF209-26 SUCTF209-27 SUCTF209-28 SUCTF209	1-5/8 1-11/16 1-3/4 45 mm	5-3/8 **137**	4-1/8 **105**	3/4 **19**	1-39/64 **41**	21/32 **17**	2-43/64 **57.6**	15/16 **24**	3/4 **19**	5/8 M16	SUC 209-26 209-27 209-28 209	TF 209	1.09	2.45
SUCTF210-30 SUCTF210-31 SUCTF210 SUCTF210-32	1-7/8 1-15/16 50 mm 2	5-5/8 **143**	4-3/8 **111**	53/64 **21**	1-11/16 **43**	21/32 **17**	2-43/64 **57.6**	63/64 **25**	3/4 **19**	5/8 M16	SUC 210-30 210-31 210 210-32	TF 210	1.20	2.79

Thermoplastic

SUCTFL 200 Series



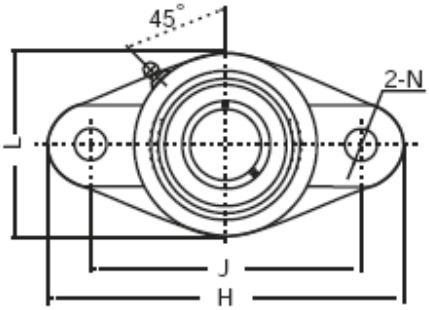

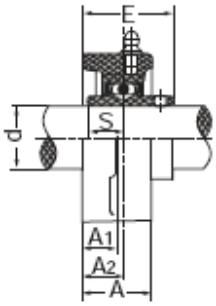

Unit No.	Shaft Diameter (inch / **mm**)	Dimensions (inch / **mm**)									Bolt Size	Bearing No.	Housing No.	Mass	
	d	H	J	L	A1	A	N	E	A2	S				**kg**	**lbs**
SUCTFL201 SUCTFL201-8 SUCTFL202 SUCTFL202-10 SUCTFL203 SUCTFL204-12 SUCTFL204	12 mm 1/2 15 mm 5/8 17 mm 3/4 20 mm	4-7/16 113	3-35/64 90	2-35/64 65	7/16 11.4	1-3/64 26.5	7/16 11	1-21/64 33.7	39/64 15.5	1/2 12.7	3/8 M10	SUC 201 201-8 202 202-10 203 204-12 204	TFL 204	.29	.71
SUCTFL205-14 SUCTFL205-15 SUCTFL205 SUCTFL205-16	7/8 15/16 25 mm 1	5-1/2 130	3-57/64 99	2-47/64 69.5	17/32 13.5	1-9/64 29.1	7/16 11	1-29/64 36.7	43/64 17	9/16 14.3	3/8 M10	SUC 205-14 205-15 205 205-16	TFL 205	.34	.80
SUCTFL206-18 SUCTFL206 SUCTFL206-19 SUCTFL206-20	1-1/8 30 mm 1-3/16 1-1/4	5-13/16 148	4-39/64 117	3-9/64 80	33/64 13.1	1-13/64 30.5	7/16 11	1-5/8 41.4	3/4 19	5/8 15.9	3/8 M10	SUC 206-18 206 206-19 206-20	TFL 206	.54	1.12
SUCTFL207-20 SUCTFL207-21 SUCTFL207-22 SUCTFL207 SUCTFL207-23	1-1/4 1-5/16 1-3/8 35 mm 1-7/16	6-7/16 164	5-1/8 130	3-35/64 90	5/8 16.1	1-19/64 32.8	33/64 13	1-45/64 43.4	45/64 18	11/16 17.5	1/2 M12	SUC 207-20 207-21 207-22 207 207-23	TFL 207	.78	1.65
SUCTFL208-24 SUCTFL208-25 SUCTFL208	1-1/2 1-9/16 40 mm	6-7/8 174.5	5-43/64 144	3-15/16 100	25/32 20	1-15/32 37.5	9/16 14	2-1/32 51.7	27/32 21.5	3/4 19	1/2 M12	SUC 208-24 208-25 208	TFL 208	.97	2.15
SUCTFL209-26 SUCTFL209-27 SUCTFL209-28 SUCTFL209	1-5/8 1-11/16 1-3/4 45 mm	7-7/16 188.5	5-27/32 148.5	4-1/4 108	53/64 21	1-39/64 41	43/64 17	2-9/64 54.2	15/16 24	3/4 19	5/8 M16	SUC 209-26 209-27 209-28 209	TFL 209	1.09	2.45
SUCTFL210-30 SUCTFL210-31 SUCTFL210 SUCTFL210-32	1-7/8 1-15/16 50 mm 2	7-3/4 197	6-3/16 157	4-33/64 115	53/64 21	1-11/16 43	43/64 17	2-17/64 57.6	63/64 25	3/4 19	5/8 M16	SUC 210-30 210-31 210 210-32	TFL 210	1.20	2.79

Female Rod Ends

StainleSS Steel - SFR T & SFL T Series

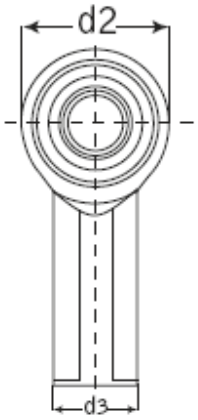

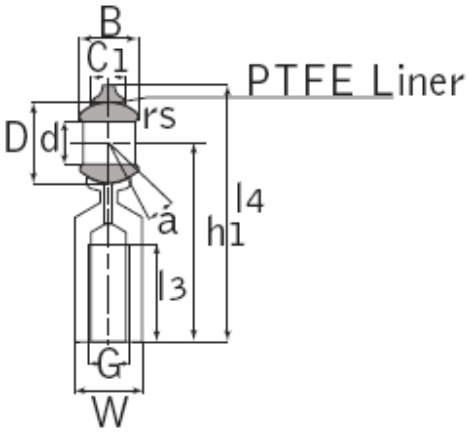

Unit No.		Dimensions (inch / **mm**)													Load Ratings lbf / N		Mass	
Right-hand	Left-hand	d	B	D	C1	d2	G	h1	l3	l4	W	d3	rs	a	Dynamic Cr	Static C0r	**kg**	**lbs**
SFR3T	SFL3T	0.190 **4.83**	0.312 **7.92**	0.437 **11.10**	0.25 **5.94**	0.625 **15.88**	10-32	1.062 **26.97**	0.562 **12.70**	1.375 **34.93**	0.312 **7.92**	0.406 **10.31**	0.012 **0.30**	10	611 2720	776 3450	0.015	0.033
SFR4T	SFL4T	0.250 **6.35**	0.375 **9.53**	0.500 **12.70**	0.281 **6.35**	0.750 **19.05**	1/4-28	1.312 **33.32**	0.750 **19.05**	1.687 **42.85**	0.375 **9.53**	0.469 **11.91**	0.012 **0.30**	13	810 3600	1298 5775	0.025	0.055
SFR5T	SFL5T	0.313 **7.95**	0.437 **11.10**	0.625 **15.88**	0.344 **7.92**	0.875 **22.23**	5/16-24	1.375 **34.93**	0.750 **19.05**	1.812 **46.02**	0.437 **11.10**	0.500 **12.70**	0.012 **0.30**	10	1241 5520	1416 6300	0.036	0.079
SFR6T	SFL6T	0.375 **9.53**	0.500 **12.70**	0.719 **18.26**	0.406 **10.31**	1.000 **25.40**	3/8-24	1.625 **41.28**	0.937 **23.80**	2.125 **53.98**	0.562 **14.27**	0.687 **17.45**	0.024 **0.61**	9	1618 7200	1585 7050	0.061	0.134
SFR7T	SFL7T	0.438 **11.13**	0.562 **14.27**	0.812 **20.62**	0.437 **11.10**	1.125 **28.58**	7/16-20	1.812 **46.02**	1.062 **26.97**	2.375 **60.33**	0.625 **15.88**	0.750 **19.05**	0.024 **0.61**	11	1978 8800	2192 9750	0.081	0.178
SFR8T	SFL8T	0.500 **12.70**	0.625 **15.88**	0.937 **23.80**	0.500 **12.70**	1.312 **33.32**	1/2-20	2.125 **53.98**	1.187 **30.15**	2.781 **70.64**	0.750 **19.05**	0.875 **22.23**	0.024 **0.61**	9	2698 12000	3203 14250	0.133	0.293
SFR10T	SFL10T	0.625 **15.88**	0.750 **19.05**	1.125 **28.58**	0.562 **12.29**	1.500 **38.10**	5/8-18	2.500 **63.50**	1.500 **31.75**	3.250 **82.55**	0.875 **22.23**	1.000 **25.40**	0.024 **0.61**	11	35975 16000	3541 15750	0.190	0.418
SFR12T	SFL12T	0.750 **19.05**	0.875 **22.23**	1.312 **33.32**	0.687 **17.45**	1.750 **44.45**	3/4-16	2.875 **73.03**	1.750 **44.45**	3.750 **95.25**	1.000 **25.40**	1.125 **28.58**	0.024 **0.61**	10	5215 23200	4889 21750	0.285	0.627
SFR16T	SFL16T	1.000 **25.40**	1.375 **34.93**	1.875 **47.63**	1.000 **25.40**	2.750 **69.85**	1-1/4-12	4.125 **104.78**	2.125 **53.98**	5.500 **139.70**	1.500 **38.10**	1.750 **44.45**	0.024 **0.61**	14	10791 48000	17030 75750	0.749	1.648

Other sizes could be available upon request. Minimum quantity may apply.

Male Rod Ends

StainleSS Steel - SMR_T & SML_T Series

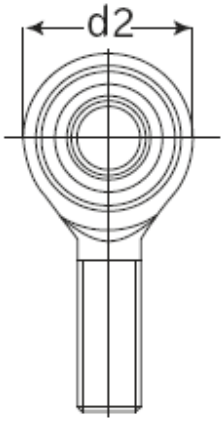

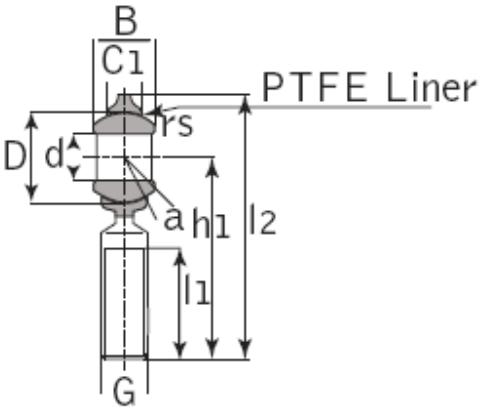

Unit No.		Dimensions (inch / **mm**)											Load Ratings lbf / N		Mass	
Right-hand	Left-hand	d	B	D	C1	d2	G	h1	l1	l2	rs	a	Dynamic Cr	Static C0r	**kg**	**lbs**
SMR3T	SRL3T	0.190 **4.83**	0.312 **7.92**	0.437 **11.10**	0.234 **5.94**	0.625 **15.88**	10-32	1.250 **31.75**	0.750 **19.05**	1.563 **39.70**	0.012 **0.30**	10.0	611 2720	641 2850	0.014	0.031
SMR4T	SRL4T	0.250 **6.35**	0.375 **9.53**	0.500 **12.70**	0.250 **6.35**	0.750 **19.05**	1/4-28	1.562 **39.67**	1.000 **25.40**	1.937 **49.20**	0.012 **0.30**	13.5	810 3600	1113 4950	0.018	0.040
SMR5T	SRL5T	0.313 **7.95**	0.437 **11.10**	0.625 **15.88**	0.312 **7.92**	0.875 **22.23**	5/16-24	1.875 **47.63**	1.250 **31.75**	2.312 **58.72**	0.012 **0.30**	11.0	1241 5520	1416 6300	0.032	0.070
SMR6T	SRL6T	0.375 **9.53**	0.500 **12.70**	0.719 **18.26**	0.359 **9.12**	1.000 **25.40**	3/8-24	1.938 **49.23**	1.250 **31.75**	2.438 **61.93**	0.024 **0.61**	11.0	1690 7520	16686 7500	0.050	0.110
SMR7T	SRL7T	0.438 **11.13**	0.562 **14.27**	0.812 **20.62**	0.406 **10.31**	1.125 **28.58**	7/16-20	2.125 **53.98**	1.375 **34.93**	2.688 **68.28**	0.024 **0.61**	10.5	1978 8800	2192 9750	0.068	0.150
SMR8T	SRL8T	0.500 **12.70**	0.625 **15.88**	0.937 **23.80**	0.453 **11.51**	1.312 **33.32**	1/2-20	2.438 **61.93**	1.500 **38.10**	3.094 **78.59**	0.024 **0.61**	10.0	2698 12000	3203 14250	0.110	0.242
SMR10T	SRL10T	0.625 **15.88**	0.75 **19.05**	1.125 **28.58**	0.484 **12.29**	1.500 **38.10**	5/8-18	2.625 **66.68**	1.625 **41.28**	3.375 **85.73**	0.024 **0.61**	13.0	3597 16000	3541 15750	0.160	0.352
SMR12T	SRL12T	0.750 **19.05**	0.875 **22.23**	1.312 **33.32**	0.593 **15.06**	1.750 **44.45**	3/4-16	2.875 **73.03**	1.75 **44.45**	3.75 **95.25**	0.024 **0.61**	12.0	5215 23200	4889 21750	0.260	0.572
SMR16T	SRL16T	1.000 **25.40**	1.375 **34.93**	1.875 **47.63**	1.000 **25.40**	2.750 **69.85**	1-1/4-12	4.125 **104.78**	2.125 **53.98**	5.500 **139.70**	0.024 **0.61**	14.0	10791 48000	17030 75750	0.986	2.169

Other sizes could be available upon request. Minimum quantity may apply.